



God's Word & God's Own Life as God

FOREVER GOD

Theme: Big Truths – Unit 1 – God’s Word and God’s Own Life as God

Memory Verse: “for all flesh is like grass and all its glory like the flower of grass. The grass withers, and the flower falls, but the word of the Lord remains forever.” 1 Peter 1:24-25

Challenge Verse: “Before the mountains were brought forth, or ever you had formed the earth and the world, from everlasting to everlasting you are God.” Psalm 90:2

Bible Story/ Text: God is Eternal – Psalm 90

The Point: God is eternal

Introduction – Happy Birthday to You (5-8 minutes)

WHAT YOU NEED: nothing needed

Before the start of large group, have the kids in your group share stories that their parents have told them about the day they were born. What time were they born? Who was there? Who were they named after? etc.

With younger groups you might also want to ask them about their most recent birthday- how old did they turn? what was their party like? etc.

SAY: “Each of us has a beginning and each of us will have an end to our life here on earth. This morning in large group we’re talking about things that are true about God, and we’ll get started with something that is only true about God. He has no beginning and no ending. God is eternal!”

Take your group to Large Group Time.

Large Group (25-35 minutes)

Welcome

“Good morning! This morning we’re just going to jump right into our Bible lesson, and I think as we get going, you’ll figure out why.

Worship Time & Study God’s Word

*Have a dry erase board or a large piece of paper ready and a scribe. (you may want to have the paper divided into names of God, attributes of God and what God does just to get kids thinking). The scribe needs to leave a large spot in the middle and when someone says **eternal**, they should write eternal in the middle of the board.*

“For the next 5 weeks, we’re going to be talking a lot about what God is like. I know that all of you know a lot about what God is like, so I thought it would be fun to start us off with a little bit of a challenge this morning. We’re going to try and think of as many different names or characteristics of God as we can. If you can think of a name or attribute of God, I want you to raise your hand and when I call on you, our scribe will write down what you say. *(continue as long as kids are naming things and be prepared to add to the list yourself)*.

Now that we have this huge picture of what God is like, I think we should pause and praise God for who He is. Look at all of the things we’ve written about Him on this page. We could sing and praise Him for being almighty or loving or faithful or merciful or the judge or so many things, but this morning let’s praise Him as the awesome God. The only one ever who deserves all of our praise and worship and glory and awe....

Awesome God

As we start talking about who God is and what God is like, we’re going to focus in on one of the things we have written here on the paper. *(circle or underline the word **eternal**. Explain that you need to them to help you out and roll their arms in front of themselves and say “no beginning and no ending” every time they hear the word eternal)*.

This morning we’re going to talk about the truth that God is **eternal**. Does anyone know what **eternal** means? **Eternal** means forever...no beginning and no ending. How is that possible? Didn’t everything start at some point in time?

Let’s think about the start of a few things....

- When did you start? When your mom was pregnant with you.
- When does a tree start? When a seed is planted.
- When did the world start? When God created it.
- So, when did God start?

Let’s pause and sing a song that reminds us that God is forever or **eternal**... God has always been. God has no beginning.

Forever God

If we’re talking about beginnings, I think we better look at the book of beginnings. What book of the Bible do you think I’m talking about when I say the book of beginnings? Right, Genesis means beginning. So, let’s look at

the beginning of the book of beginnings. Who can tell me the first four words of the whole Bible? In the Beginning GOD. In the beginning of the world, when God was getting ready to create the world, what was there? God was there, that's all!

God created the world, but God was not created. God has always been. God is **eternal**.

Let's look at one more place in the Bible that shows us that God is **eternal**. **Psalm 90:2** is our challenge verse for the morning. Let's all read it together from the screen. *Before the mountains were brought forth, or ever you had formed the earth and the world, from everlasting to everlasting you are God.*

Let's think about that one verse for just a minute. When were the mountains born? (when God created the world) Our verse starts by saying before the mountains and the earth and the world, before anything, God was. God is **eternal** or the word that this verse uses is everlasting. He goes on and on and on and on. God doesn't have a beginning or an ending.

TEACHING OPTIONS:

(1) *"How many of you have read the Narnia book, 'The Magician's Nephew?' In that book, we read about the creation of Narnia and what happens is that 2 kids, Polly & Digory and Digory's uncle and a cab driver and an evil queen appear in a dark and empty world. There is nothing there at all and then they hear a voice. As they listen to the voice, they realize that the voice is singing and as the voice sings, things are being created. High notes are stars and low notes are mountains, etc. (You may even choose to read excerpts of the story if time allows) In that book, we see the truth we're talking about this morning. Before Aslan created Narnia, Aslan was there. What CS Lewis, the author of the Narnia books, was trying to teach us is that God is **eternal**. God has no beginning or ending. God is forever."*

(2) *Ask kids in the group to tell the story of creation in their own words briefly. Then talk about how for God to be there to create the word and to create the world out of nothing, that's evidence that God is eternal.*

In your small groups this morning you'll have a chance to talk about what it means that God is **eternal** and how we can live forever with God because of what Jesus did when He died on the cross in our place.

Before we go to our small groups, let's stand up and sing a song that reminds us why Jesus came to earth and what it means that the **eternal** God stepped into His creation to die in our place.

Jesus Came to Save Sinners

Pray

Let's pray.

"Dear God, thank You for giving us your Word so that we can learn about who You are and what you have done. I pray that you would teach us this morning what it means to live forever with you. In Jesus name I pray. Amen."

Dismiss kids to small groups.



God's Word & God's Own Life as God

FOREVER GOD

Small Group (30 - 40 minutes)

Younger group – ages 5-8

Before the Session:

- **Can You Show Me What God is Like?** - Bibles, 2 large pieces of paper/poster board for every 4-6 kids, markers and a Bible....or one piece of paper per child
- **My Timeline/ God's Timeline** - Bibles, 1 "the life of" page for each kid, pencils/ markers, & one sample God timeline & 1 poster board/ white board for the group
- **Eternal God** - 1 infinity symbol page per kid, one verse page, Bibles, pencils or markers
- **Eternal Praise** – the infinity symbols from the last activity and markers or pencils

FLASHBACK: Last week we were reminded that God is love. We learned that this doesn't mean that God loves everything we do, or that He loves the way we sometimes think about love, but we saw how God loved us by sending Jesus to die on the cross in our place.

1. Can You Show Me What God is Like? (Review & Scripture Search)

WHAT YOU NEED: Bibles, 2 large pieces of paper/poster board for every 4-6 kids, markers and a Bible....or one piece of paper per child

As kids return from large group, explain to them that for the next few weeks we're going to be reminding ourselves of what the Bible teaches us about who God is and what God is like. Ask them to tell you what they learned about God this morning from large group.

Tape the pieces of paper on the wall in the small group area. Give the kids some markers or crayons and explain that you're going to read some verses about God and that after each verse you read, you'll give them a few seconds to draw something they heard in that verse.

For younger groups- sometimes working together on drawing like this can be upsetting to them. In your groups, it may be better to give each kid a piece of paper. Read the verses out loud (one at a time) and ask kids to raise their hand when they hear a truth about God. Decide as a group what the verse is telling us about who God is or what He is like and then give them a minute to draw that thing on their paper.... for some kids you'll even need to suggest what they should draw.

Tell the kids to freeze before you read the next verse- that should help with listening. After you've gone through all the verses, have the kids tell you the things that they learned about God and what they drew about God as you read through the verses. What kids should notice is that about half of the verses teach us that God is eternal. As kids mention the different truths about God that they heard, briefly discuss those traits and let kids know that over the next few weeks they'll be hearing more about the traits that they heard in these verses.

Verses to use.... Psalm 93:1-2, Exodus 15:3, Psalm 119:89, 1 John 4:8, Isaiah 26:4, 2 Samuel 22:2, Psalm 100:5, Psalm 115:3, Psalm 10:16

SAY: "All of these verses teach us something important about who God is and many of them point to the truth that **[THE POINT] God is eternal**- which tells us that God is forever, and He does not have a beginning or ending. When we talk about who God is and what God is like, it's great for us to start by remembering that He is forever because it reminds us that He is God, and we are not."

[HEART TO HEART] The Bible is really clear that God is eternal, and that all people have a beginning and an ending. We were all born and one day we will all die. We cannot change that truth. Our time here on earth has a beginning and an end. But the Bible also tells us that we were made to live forever in a perfect relationship with God. This perfect relationship ended when sin came into the world. The punishment or result of sin is death. We also cannot change that truth. **BUT** the good news of the Bible is that although we all deserve death because our sin, Jesus came to earth and lived a perfect life (He never sinned) and then He died on the cross to pay the price for our sin. Now, if we believe that Jesus died in our place, turn away from our sin and follow Jesus, we can live forever with Jesus.

2. My Timeline – God's Timeline (Application)

WHAT YOU NEED: Bibles, 1 "the life of" page for each kid, pencils/ markers, & one sample God timeline & 1 poster board/ white board for the group

Start the next activity by asking kids if people are eternal. Obviously, we were all born and therefore haven't existed forever like God.

Give each kid in the group a blank timeline page and explain that they are going to draw a timeline of their lives.

younger groups may want to draw only what's happened so far in their lives and might need some prompting- birth, learning to walk, going to school, younger siblings' birth, etc.

older groups might think it's fun to imagine what will happen in their future. Talk about how a person's timeline usually goes from their birth to their death. Once kids have all finished their timelines, explain that you're going to work together as a group to draw God's timeline.

Draw a line across the piece of poster board/ white board and ask the kids in the group to help you think of what needs to go on the timeline. If one of the kids says to put creation of the world at the beginning, reread **Psalm 90:2** as a reminder that God existed long before the creation of the world. Work together adding to the timeline as kids name different things, being sure to include lots of space before creation of the world and after the return of Christ indicating eternity past and future and the truth that God always has been and always will be. As you make your timeline, use the provided sample timeline to help you out as needed.

[Heart to Heart] Ask the kids in the group if it's possible for people to live eternally. Have one of the kids read Romans 6:23 and discuss how the only way to have eternal life is by faith in Jesus. Talk about how according to that verse we all deserve death as a payment for our sin, but because Jesus died the death that we deserved, and paid the punishment for sin, we can live forever with Him by faith.

SAY: "This morning we're focusing on the truth that [THE POINT] God is eternal, and we are not. What we've seen as we've compared our timelines to God's timeline, is that God existed forever and He is the only one who is forever, the only one who is eternal."

3. Eternal God (Memory Verse)

WHAT YOU NEED: 1 infinity symbol page per kid, one verse page, Bibles, pencils or markers

[HEART TO HEART] Show kids the infinity symbol and discuss how this is the symbol for infinity and it is a symbol used in math to indicate a number that is larger than anything humans can imagine - it's a number that is forever. Have the kids tell you what they now think of when they hear the word forever. Hopefully they'll think of the eternal nature of God. Take a minute to chat with the kids about how God created people to live forever with Him, and how man's eternal relationship with God was destroyed by sin, and how the only way we can live forever with God now is by believing that that Jesus died in our place to pay for our sin (John 14:6, Ephesians 2:8-9).

Review the memory verse for the unit.

- For all flesh - - point to each other
- is like grass - - wiggle fingers pointing up like grass blowing
- and all its glory - - big smile
- like the flower of grass - - point to the ground
- the grass withers - - grass motion then close hands
- and the flower falls - - fall to the ground
- but the Word - - move your hand by your mouth like it's opening & closing
- of the Lord - - point up
- remains - - march and then stand still
- forever - - roll your arms in front of you
- 1 Peter 1:25

Then, hand out the infinity symbols and encourage kids to write the words of the verse around the outside of the infinity symbol. They can fill as much of the space outside of the symbol as they need but need to leave the inside of the symbol blank for the next activity. Once kids have finished their pages, have them say the verse together once more and then encourage them to take their memory verse page home with them and put it somewhere they'll see often as a reminder of the truth that God is eternal.

With non- writers- a page with some of the verse words and some blanks has been provided. You should encourage kids to copy the missing words from the verse page to the infinity symbol page.

SAY: "Our verse for the month tells us straight out that no one is like God. This morning we've been talking about the truth that [THE POINT] God is eternal which is one of the many things that set God apart as God."

4. Eternal Praise

WHAT YOU NEED: the infinity symbols from the last activity and markers or pencils

Explain to the kids in the group that God created people to live eternally with Him, but that sin destroyed that perfect relationship between God and His people and now the only way we can live forever with Jesus is because Jesus died on the cross and took the punishment for our sin. We were also created to worship and glorify God forever, so as a group we're going to take some time to worship and glorify God and focus on who He is and what He has done.

Have one of the kids in the group reread **Exodus 15:11** from the verse page. Then, hand out the markers/crayons and encourage kids to write or draw prayers of praise (focusing on what God is like...God you are...) inside the infinity symbols. After all the kids have finished their prayers, have them share them with the rest of the group and then close the prayer time by praising God for the truths the kids wrote or drew.

Close by praying for the kids in your group that this week they would continue to worship and praise God for who He is and that they will remember that Jesus is the only way to live forever with God.

Conclude the session with a review and prayer.



God's Word & God's Own Life as God **FOREVER GOD**

Small Group (30 - 40 minutes)

Older group – ages 8-12

Before the Session:

- **How Long is Eternal?** - Bibles, a set of eternal verse cards (different colors for each group) for every 4-5 kids – at least 2 sets for your class
- **God's Timeline** - Bibles, 1 piece of blank paper for every 2-3 students, pencils/ markers & one sample God's timeline
- **Eternal God** – 1 piece of paper per kid, one infinity symbol page, one verse page, pencils, Bibles
- **Psalm of Praise** – paper (one piece per kid, or one for the whole group) and something to write with

FLASHBACK: Last week we were reminded that God is love. We learned that this doesn't mean that God loves everything we do, or that He loves the way we sometimes think about love, but we saw how God loved us by sending Jesus to die on the cross in our place.

1. How Long is Eternal? (Scripture Search)

WHAT YOU NEED: Bibles, a set of eternal verse cards (different colors for each group) for every 4-5 kids – at least 2 sets for your class

Before class, tape the verse word cards around the room (with the different colors mixed up).

At the start of play, teams should be given their verse reference cards (in a pile face down) and one Bible. Relay style, one at a time, kids will turn over the top card, look up the verse in the Bible and take the Bible with them to find the card with the verse printed on it somewhere in the room.

When they get back with the card, they'll hand the Bible to the next player who'll continue with the 2nd card. Play continues until teams have collected all of the verses. At that point, they should bring all the verse cards back and discuss what the verses teach us about God.

SAY: “All of these verses teach us one important truth about who God is, and that is that **[THE POINT] God is eternal**. When we discuss who God is and what God is like, starting with truths like His eternal nature is a great place to start as it reminds us that God is God, and we are completely separate from Him.”

[HEART TO HEART] The Bible is really clear that God is eternal, and that all people have a beginning and an ending. We were all born and one day we will all die. We cannot change that truth. Our time here on earth has a beginning and an end. But the Bible also tells us that we were made to live forever in a perfect relationship with God. This perfect relationship ended when sin came into the world. The punishment or result of sin is death. We also cannot change that truth. **BUT** the good news of the Bible is that although we all deserve death because our sin, Jesus came to earth and lived a perfect life (He never sinned) and then He died on the cross to pay the price for our sin. Now, if we believe that Jesus died in our place, turn away from our sin and follow Jesus, we can live forever with Jesus.

2. God's Timeline (Review and Application)

WHAT YOU NEED: Bibles, 1 piece of blank paper for every 2-3 students, pencils/ markers & one sample God's timeline

After reading all the verses about the eternal nature of God, discuss the beginning and ending of human life. Discuss how there are different points in a human's life...childhood, school, university, jobs, marriage, family, etc., but that all lives begin and end the same way...being born and dying. *With older groups, this would be a good time to discuss life starting at conception and how even our time before being born is part of our life.*

Once kids have all agreed that humans are mortal and have a beginning and ending, ask if the same is true for God and remind them of the verses they just read about the eternal nature of God.

Divide kids into groups of 2 or 3 and give each group a piece of paper and something to write with. Have Bibles available. Tell the groups to work together, by remembering the verses they just read and by flipping through their Bibles to draw a “God timeline.” Talk about how a person's timeline goes from their birth to their death and then have them draw a timeline of God's existence. Encourage them to include various points in Biblical history along their timeline. Use the provided sample timeline to give them assistance as needed.

Once groups have finished their timelines, have them present their findings to the group as a whole as a reminder that God is eternal. He existed eternally forever before the creation of the world and will continue to be God forever.

[Heart to Heart] Ask the kids in the group if it's possible for people to live eternally. Have one of the kids read Romans 6:23 and discuss how the only way to have eternal life is by faith in Jesus. Talk about how according to that verse we all deserve death as a payment for our sin, but because Jesus died the death that we deserved, and paid the punishment for sin, we can live forever with Him by faith.

SAY: “This morning we've seen the truth that **[THE POINT] God is eternal**, and we are not. What we've seen as we've looked through these verses, is that God existed forever before He created the world and He is the only one who is forever, the only one who is eternal.”

3. Eternal God (Memory Verse)

WHAT YOU NEED: 1 piece of paper per kid, one infinity symbol page, one verse page, pencils, Bibles

[HEART TO HEART] Show kids the infinity symbol and discuss how this is the symbol for infinity and explain that it is used in math to indicate a number that is larger than anything humans can imagine. It's a number that is forever. Have the kids tell you what they now think of when they hear the word forever. Hopefully they'll think of the eternal nature of God. Take a minute to chat with the kids about how God created people to live forever with Him, and how man's eternal communion with God was destroyed by sin, and how the only way we can live forever with God now is by faith in Jesus (John 14:6, Ephesians 2:8-9).

Review our theme verse for the month and have anyone who has learned the verse so far quote it to you.

Then hand out the blank paper and have kids write the words to the verse using one color in the shape of the infinity symbol. **Hint...**they may want to sketch the symbol lightly first and then write the words over it. When they finish the verse, they should have the infinity symbol on their page. Discuss how this verse relates to the truth that God is eternal.

Then, have one of the kids in the group read today's challenge verse (**Psalm 90:2**) which clearly reminds us that God is eternal. Encourage kids to either write or draw something to represent the challenge verse in the space in the middle of the infinity symbol. Once kids have finished their pages, have them say the two verses together once more and then encourage them to take their memory verse page home with them and put it somewhere they'll see often as a reminder of the truth that God is eternal.

SAY: "Our main verse reminds us that no one is like God. When we think of God being eternal that truth is pretty clear. Our challenge verse for the week tells us straight out that before God created the world that He was. You can't say that **[THE POINT] God is eternal** much clearer than that."

4. Psalm of Praise

WHAT YOU NEED: paper (one piece per kid, or one for the whole group) and something to write with

Read **Psalm 90:1-4** again and have kids tell you what this Psalm teaches us about who God is. Explain that the psalms are all prayers (usually meant to be sung) and that some are prayers of praise, and some, like this one, combine praise with a reminder of what God has done for His people.

Explain to the group that either individually, in pairs, or as a group you're going to write your own prayer of praise. They can write statements like: God you are or God you did or other statement that focus on who God is and what He is like.

*** Depending on your group and their ability to focus on activities like this, you can decide if the group works together or individually.*

Once the kids have written their psalms, read them together as a prayer of praise, reminding each other of truths of who God is and what He has done.

Close by praying for the kids in your group that this week they would continue to worship and praise God for who He is and that they will remember that Jesus is the only way to live forever with God.

Discussion Questions:

- 1. What difference does it make to the way that you live your life to know that God is eternal?*
 - 2. Read Philippians 2:5-11 and think about what we read there—that the eternal God left His home and humbled Himself to come and die the death that each of us deserves. How should you respond to God when you consider what Jesus did for us?*
-

Conclude the session with a review and prayer.



God's Word & God's Own Life as God
FOREVER GOD

The Life of _____

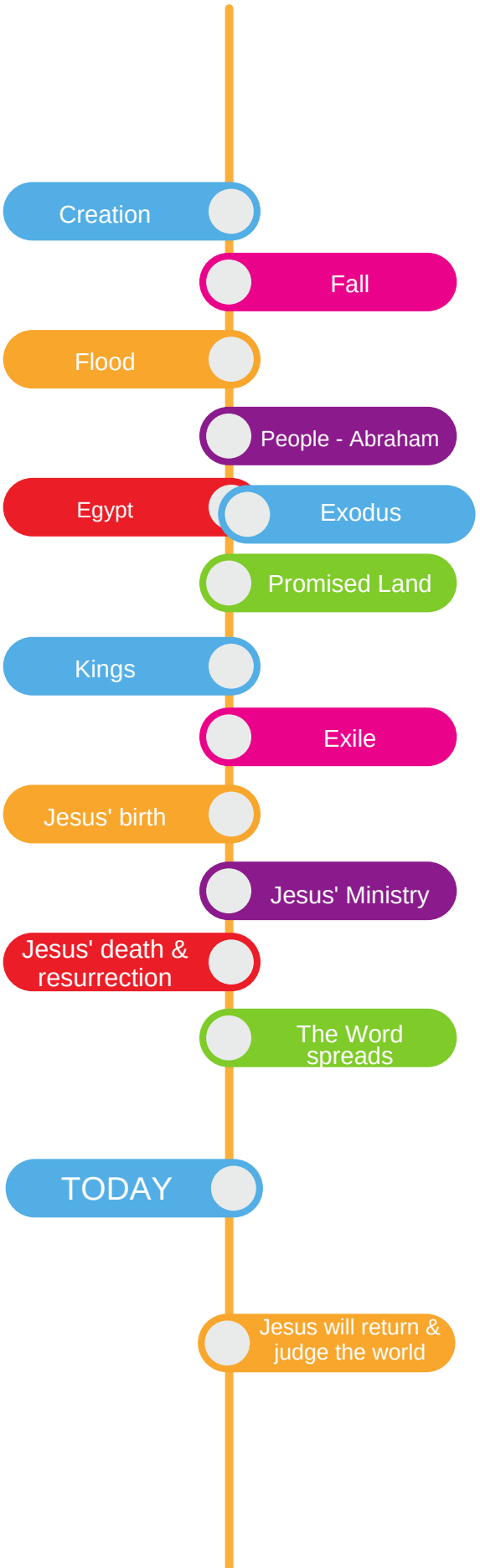
Eternity
Past



GOD'S TIMELINE



Eternity
Future





for all _____

is like _____

and all its glory

_____ the

flower of grass.

The _____

withers, and the

flower

_____,


_____ the

_____ of

the Lord

forever.

1 Peter 1:24-25



FOR ALL FLESH IS LIKE
GRASS AND ALL ITS GLORY
LIKE THE FLOWER OF
GRASS. THE GRASS
WITHERS AND THE
FLOWER FALLS, BUT THE
WORD OF THE LORD
REMAINS FOREVER.

1 PETER 1:24-25



Psalm

93:1-2

The Lord reigns; he is robed
in majesty; the Lord is robed;
he has put on strength as his
belt. Yes, the world is
established; it shall never be
moved. Your throne is
established from of old; you
are from everlasting.

Psalm

119:89

Forever, O Lord,
your word
is firmly fixed in
the heavens.

Isaiah

26:4

Trust in the Lord
forever, for the Lord
God is an everlasting
rock.

1
Timothy
1:17

To the King of the
ages, immortal,
invisible, the only
God, be honor and
glory forever and
ever. Amen.

Psalm
100:5

For the Lord is good;
his steadfast love
endures forever,
and his faithfulness
to all generations.

John
8:58

Jesus said to them,
“Truly, truly, I say to
you, before Abraham
was, I am.”

Revelation

1:8

“I am the Alpha and the Omega,” says the Lord God, “who is and who was and who is to come, the Almighty.”

Isaiah

57:15

For thus says the One who is high and lifted up, who inhabits eternity, whose name is Holy: “I dwell in the high and holy place, and also with him who is of a contrite and lowly spirit, to revive the spirit of the lowly, and to revive the heart of the contrite.

Romans

1:20

For his invisible attributes, namely, his eternal power and divine nature, have been clearly perceived, ever since the creation of the world, in the things that have been made. So they are without excuse.



FOREVER GOD

Psalm 90 teaches us that God is eternal

DAY 1

READ GENESIS 1

Before God created the world, what was there?

When we say that God was there before the beginning, we are saying that God is FOREVER or ETERNAL.

Read Genesis 21:33, Deuteronomy 33:27, Jeremiah 10:10 & Romans 1:20. What do all of these verses have in common in their description of God?

DAY 2

READ PSALM 90:1 - 4

What do these verses teach you about God?

Draw a picture to illustrate this passage and help you remember the eternal nature of God.

DAY 3

READ EXODUS 3:1 - 15

Often when we read this story we're focussing on the fact that God spoke out of a burning bush, or that God was getting ready to rescue His people from Egypt, but as you read these verses what clues do you see about God's eternal nature? Did God define Himself simply as Moses' God or a God for today?

Two other verses tell us a similar truth. Read Psalm 100:5 and John 8:58 and write what they tell us about God's eternal nature.

DAY 4

READ REVELATION 1:8 & 22:13

What is the name of God used in these verses?

'Alpha and Omega' means 'beginning and end.'

What does this name teach you about the eternal nature of God?

DAY 5

WRAP UP THE WEEK

Read Psalm 90:1-4 together as a family. Make a simple salt dough (1/2 cup salt, 1/2 cup water, 1 cup flour). Then, get the family together to make 'world' shapes out of the salt dough. Once the shapes have been made they can be dried in a low oven for about 3 hours. Once shapes are dry, write this week's challenge verse on them.

Memory Verse: for "All flesh is like grass and all its glory like the flower of grass. The grass withers, and the flower falls, but the word of the Lord remains forever." 1 Peter 1:24-25

Challenge Verse: "Before the mountains were brought forth, or ever you had formed the earth and the world, from everlasting to everlasting you are God." Psalm 90:2



God's Word & God's Own Life as God **HOLY, HOLY, HOLY GOD**

Theme: Big Truths – Unit 1 – God’s Word and God’s Own Life as God

Memory Verse: “for all flesh is like grass and all its glory like the flower of grass. The grass withers, and the flower falls, but the word of the Lord remains forever.” 1 Peter 1:24-25

Challenge Verse: “And one called to another and said: Holy, holy, holy is the LORD of hosts; the whole earth is full of his glory!” Isaiah 6:3

Bible Story/ Text: God is Holy – Isaiah 6

The Point: God is holy

Introduction – What’s Perfect to You (5-8 minutes)

WHAT YOU NEED: nothing needed

Before the start of large group, have the kids in your group define the word perfect for you. Talk about what a perfect day would be like, or a perfect meal, or if they’ve ever done anything perfectly. Then, go through a random list of things and have them decide which one would be perfect. Examples... beach or park, ice cream or cookies, pizza or burger, friends or family, etc.

SAY: “We use the word perfect every day, but do we really know what it means? Have any of us ever truly experienced perfection? Listen carefully in large group as we talk about the only One who is truly perfect and why we’re separate from Him.”

Take your group to Large Group Time.

Large Group (25-35 minutes)

Welcome

“Good morning! I hope your day is off to a perfect start. Maybe you had a perfect breakfast this morning. Or maybe some of you girls would say that you’re having a perfect hair day. Or maybe, as you were walking in this morning you thought that the weather was perfect. Or maybe you have perfect plans for the rest of the weekend. We use the word perfect a lot, but this morning we’re going to see the word perfect in a whole new light.”

Worship Time

“The word ‘perfect’ means without flaw or blemish, no imperfections. If we take the meaning of the word literally, we have to come to the conclusion that the only one who is perfect is God Himself. When we think of God being perfect, the word we use is Holy. The Bible tells us in lots of verses, like our challenge verse for the morning (Isaiah 6:3) that God is Holy. Let’s all read that verse together as we get started (*have the verse on the screen*).

Now, I’ve got a tough question for you. Are any of you perfect? The Bible is pretty clear in telling us that no one is perfect except for God. Let’s stand up and sing a song that reminds us of that truth and of the fact that Jesus is the only one who lived a perfect, sinless life on earth.

Who Can Say?

It would be really bad news if we stopped with the truth that we are all sinners. How horrible it would be to know that we are sinful, and to know that God is perfect and Holy, and that there is nothing we can do on our own. But this next song reminds us of what God did on our behalf and how as **Romans 5:8** says, “*while we were still sinners, Christ died for us.*” God sent His one and only Son to die the death we deserved and to be the mighty Savior that each of us desperately needs.

Mighty Mighty Savior

Study God’s Word

*** Pictures for each of the stories below are in the material file and should be displayed on the screen during the story.

HOLY, HOLY HOLY God

This morning, we’re talking about the big truth that God is Holy. Like you heard last week, for the next few weeks we’re going to be talking about what the Bible tells us God is like. Just like last week where we talked about God being eternal and we did the motion for eternal, I’m going to need your help today. Every time I say holy, I need you to spread your arms out as wide as possible and say, **God is perfect and set apart.**

Holy isn't a word we use a lot today, so we're going to look at a few stories from the Bible to help us understand what we mean when we say that God is Holy.

To get started talking about God being holy, let's look at a story from the book of **Isaiah**. Isaiah was a prophet and he told God's people to repent of their sin and turn back to God. In **Isaiah 6**, he had a vision about God. In his vision he saw God seated on a throne, high and exalted. Above God, Isaiah saw 2 seraphs flying around. He describes the seraphs as having 6 wings, 2 that covered their faces, 2 that covered their feet and 2 that were used for flying.

But the amazing thing about the seraphs is what they were saying. Isaiah says that the seraphs were calling to each other saying, *"holy, holy, holy is the Lord of hosts; the whole earth is full of His glory."*

In his vision, the seraphs were reminding him of a huge truth about who God is. **God is holy**. As Isaiah's vision goes on, he realizes that he is a sinner, and he has seen God and then God sends him out to tell people God's message. God sends him out to tell people to repent of their sin and turn back to God. The rest of the story is really interesting, and you might want to read it later with your parents, but for now let's focus on what the seraphs teach us about God. They teach us that God is holy. Not just kind of holy, or even very holy, but VERY, VERY holy. By saying it 3 times, they were saying that God is perfectly holy or completely holy.

Since the seraphs say three times that God is holy, let's quickly look at 3 stories that teach us more about what that means.

Holy- -Holy Ground

Our first story shows us one of the definitions of holiness and it can be found in **Exodus 3**. When we say that God is holy, we can mean that He is blessed, or His name is blessed, or He is the only One who deserves our praise and worship and glory. We see that in this story (*show the picture*).

This guy named Moses was minding his own business taking care of sheep and God called to him out of a burning bush. God called him over to the bush and told him to take off His shoes because he was standing on holy ground. Now there was nothing special about the ground on that mountain, but it was holy because God was there and everything that God touches, everything in God's presence must be pure and holy because God is holy.

Then, God told Moses that he should go to Egypt and lead God's people to freedom. Moses is scared and confused and nervous and he asks God lots of questions. One of his questions was, 'what if they ask who you are or what your name is?' And for the first time ever, God gives His people His holy name, the name that will be worshipped for all time. God says... "I AM who I AM." God is holy, and He has a holy name. He is blessed and He alone deserves all of our blessing and worship.

Holy- -God is "Set Apart" from the sin of His people

The second, and most familiar way to think about God's holiness is that God is perfect. God does no wrong. God cannot sin. So, this means that God is set apart or separate from people because all people sin. And we see this most clearly in the tabernacle that the God had the people build in the wilderness and the temple they built in Jerusalem. (*show picture*)

When God led His people out of slavery in Egypt, He led them through the desert, and He led the way each step of the way. God traveled with His people in a cloud. One thing that happened while they were traveling is that God gave them instructions to build Him a tent called the tabernacle so He could dwell or live with His people.

But, because of the truth that God is holy and the truth that man is full of sin, God couldn't just live with His people. God showed them that He needed to be with them but separate from them at the same time. Our sinfulness is the complete opposite of God's holiness.

So, in the instructions for building the tabernacle (and later the temple), God told Moses to build a special part in the inside of the tent called the most holy place. This part was separated from the rest of the tabernacle and from the people by a curtain and this is where God lived with His people. Only once a year could one priest come behind the curtain into the most holy place and get close to God's presence. And only then he had to come with a sacrifice of blood. The tabernacle reminds us that God is holy, and God is set apart and separate from His people because we are sinful, and He is holy.

Holy- God calls His people to be Holy too (through Jesus)

So, we've seen a couple of truths about God's holiness.

- (1) God is blessed and the only one we should worship and
- (2) God is perfect and pure, and He is separate or set apart from His people because His holiness is opposite of our sinfulness.

But now we need to see how we should respond to the truth that God is holy.

In several places in the Bible, both in the Old Testament and in the New Testament we see a tough command from God. **Leviticus 19:2** (show picture) says, *"You shall be holy, for I the Lord your God am holy."*

Wow! Because God is holy and everything around Him is holy, in order for us to be close to God and have a relationship with God, we have to be holy too.

How is that possible? We just talked about how God is holy, and we are sinful. How can we be holy?

The Bible tells us very clearly that there is nothing we can do on our own to be holy and that the only way we can be holy and have a relationship with God is by believing in Jesus.

In your small groups this morning you'll talk more about God's holiness, and you'll also have a chance to see what the Bible says about how we can be made holy because of what Jesus did when He died on the cross.

Before we go to our small groups, let's stop one more time to remember that God is Holy by singing the song- "For You Are Holy."

For You Are Holy

Pray

Let's pray.

"Dear God, thank You for giving us your Word so that we can learn about who You are and what you have done. I pray that you would teach us this morning what it means that God is holy and perfect, and we are sinful. Help us to learn the truth that the only way we can come into your presence is through Jesus. In Jesus name I pray. Amen."

Dismiss kids to small groups.



God's Word & God's Own Life as God

HOLY, HOLY, HOLY GOD

Small Group (30 - 40 minutes)

Younger group – ages 5-8

Before the Session:

- **Holy, Holy, Holy** - one piece of blank paper per kid, markers or crayons, one Isaiah 6:3 verse page, Bibles
- **Mind the Gap** - Bibles, “Bridge” Illustration & illustration details page, masking tape
- **Sinfulness vs Holiness** - one paper that says “man”, one paper that says “God” and the “sinfulness vs holiness verse list”
- **Holy Praise** – nothing needed

FLASHBACK: Last week we were reminded that God is eternal or forever. We talked about how God has always been and always will be and doesn't have a beginning or ending like we do. We were also reminded that we were created to be in a forever relationship with God and that sin broke that relationship and that the only way that relationship can be restored is by believing that Jesus died in our place.

1. Holy, Holy, Holy (Memory Verse)

WHAT YOU NEED: one piece of blank paper per kid, markers or crayons, one Isaiah 6:3 verse page, Bibles

As kids come back from large group, review with them what they saw and heard during large group. Have them retell for you the story from Isaiah. Ask them to remind you what the seraphs were saying as they flew around the throne of God.

Show them the verse page and tell them that **Isaiah 6:3** is our challenge verse for the week. Have them say the verse together a couple of times. Then, hand out the blank pieces of paper and encourage kids to draw what they heard in the story this morning, leaving space on their page somewhere to write the words of the verse. If kids can't think of what to draw, you could encourage them to draw the seraphs saying the verse.

SAY: “Our story this morning and our verse of the week point to a big truth of the whole Bible, that **[THE POINT]** God is holy, and we are all sinful and separated from God because of our sin and are in need of a Savior.”

For non-reader/ writers - you might want to write the verse for them, or simply have them copy the words “God is Holy” on their page while they draw.

[HEART TO HEART] Remind the kids in the group of the reaction that Isaiah had when he saw God- he said, 'woe is me' which was his way of saying 'oh no!'. Isaiah knew that you can't see God and live. Isaiah knew that he was sinful, and God is holy. And Isaiah knew that holiness and sinfulness can't ever be together. This had been true since the very first sin when God kicked Adam & Eve out of the garden because they had broken His law and rebelled against Him. This separation between God and man would continue until Jesus died on the cross, and for those who don't believe that Jesus died in their place, this separation will continue forever.

2. Mind the Gap (Application)

WHAT YOU NEED: Bibles, "Bridge" Illustration & instruction page, masking tape

Before the activity place 2 pieces of masking tape about 2 yards apart from each other on the floor and recruit a male small group leader (or a dad to come in and help) for the activity, especially if doing it with multiple groups. In this activity you'll basically be acting out the "bridge" illustration, so you should familiarize yourself with the illustration before the activity so that you can easily read the verses and lead the kids through the appropriate discussion.

Have all the kids stand behind one of the pieces of tape and place a sign that says God behind the other piece of tape. Start out by reading the verses relating to the holiness of God, and/ or have kids remind you what they heard in the last activity. You may also want to consider having kids read the verses to involve them more. Also have kids remind you of what we mean when we say that God is holy (He is perfect and set apart and without sin). Once you've discussed God's holiness, read/ discuss the verses pertaining to man's sinfulness, establishing the truth that God is Holy, and man is sinful.

Then, ask the kids if any of them think they can jump from one piece of tape to the other. Allow a couple of the kids to try to jump across. As they fall short, read or quote **Romans 3:23** and discuss what it means to fall short of God (not being good enough- which is impossible since holiness/perfection is required, and we are all sinners).

Discuss things that people do to try and be good enough for God, like obeying the law or doing good things or even going to church, each time a kid jumps and falls short.

Pretend to be puzzled about how we could ever get across the gap between God and man that was caused by our sin.

Then, the male volunteer should step forward and offer to bridge the gap. He should then lie face down on the floor between the 2 pieces of tape, allowing the kids to walk (take shoes off) across his back to the opposite side. Finish the illustration by reading John 14:6 and Romans 5:8 and talking about how Jesus bridged the gap between God and man by laying down His life and taking the punishment that we all deserve.

[Heart to Heart] As you go through the illustration keep the truth of the Gospel at the forefront of your discussion. Read 2 Corinthians 5:21 and discuss the verse. Discuss how Jesus took on the sin of the world and died in our place.

SAY: "The whole Bible points to one magnificent truth. That truth is that [THE POINT] God is holy and because of our sinfulness and rebellion we are all separated from Him and Jesus is the only way that we can be reunited to God."

3. Sinfulness vs Holiness (Scripture Search)

WHAT YOU NEED: one paper that says “man”, one paper that says “God” and the “sinfulness vs holiness verse list”

After showing kids the illustration of man being separated from God because of sin, explain that the Bible is full of verses about God’s holiness and man’s sinfulness because the whole Bible points to the truth that we all need a Savior to rescue us and that Jesus is the One sent by God to rescue us from sin by dying on the cross in our place.

Tape the 2 signs- man & God- on opposite walls in the room. Have kids line up in the middle of the room with you. Explain that you’ll read a verse and they should move to one side of the room if they think the verse is mainly about God’s holiness and the other side of the room if they think it’s mainly about man’s sinfulness.

SAY: “The verses we just read, both the verses about God and the verses about man, all point to the truth that **[THE POINT] God is holy.** To say that God is holy is to say that He is perfect. To say that God is holy is to say that God is set apart and separate from the sin of all mankind. God’s holiness magnifies our sinfulness. Nothing can be more different or set apart than the holiness of God and the sinfulness of man.”

[Heart to Heart] Read verses like Leviticus 11:45 and 1 Peter 1:15. Discuss with the kids in the group how we can be holy. Talk about ways that people try to be holy (obeying laws, doing good things, etc.) and how nothing man can do on His own will make Him holy because at our very nature we are sinful. Then, ask kids to remind you, from the previous activity, how we can be made holy (only through Jesus).

4. Holy Praise

WHAT YOU NEED: nothing needed

Have the kids in the group remind you what we mean when we say that God is Holy. Remind them that it means that God is perfect and set apart from the sinfulness of all people. Have kids help you think of things about God that are perfect or set apart from us. His wisdom, His love, His power, His faithfulness, etc. Once you’ve named these truths about God, lead them to say sentence prayers of praise focusing on God’s perfection. After each kid says a sentence prayer, the rest of the group should respond by saying, “God, you are Holy.”

Close the prayer time by praying for the kids in your group that they would discover more of God’s holiness as they read and study His Word and that their awareness of God’s holiness would lead them to an awareness of their own sinfulness and need of a Savior, which would lead them by faith to Jesus.

Conclude the session with a review and prayer.



God's Word & God's Own Life as God

HOLY, HOLY, HOLY GOD

Small Group (30 - 40 minutes)

Older group – ages 8-12

Before the Session:

- **Holiness vs Sinfulness** - Bibles, two sets of holiness/ sinfulness cards, 2 “Man is sinful/ God is holy” pages, tape
- **Mind the Gap** - Bibles, 1 piece of poster board or art paper, “Bridge Illustration page”, markers
- **Holy Prayer** – nothing needed
- **Finish the Verse** – 1 set of verse pages, Bibles, 1 bean bag or small ball

FLASHBACK: Last week we were reminded that God is eternal or forever. We talked about how God has always been and always will be and doesn't have a beginning or ending like we do. We were also reminded that we were created to be in a forever relationship with God and that sin broke that relationship and that the only way that relationship can be restored is by believing that Jesus died in our place.

1. Holiness vs Sinfulness (Scripture Search)

WHAT YOU NEED: Bibles, two sets of holiness/ sinfulness cards, 2 “Man is sinful/ God is holy” pages, tape

As kids return from large group, review the truth of God being holy that they heard during large group.

Divide the group into 2 teams. Give each group a Man is sinful/ God is holy page and a set of verse cards. Make sure each team has access to tape and at least one Bible. Teams will race to look up the verses and decide if the verses are primarily about man's sinfulness or God's holiness and tape them on the appropriate sign.

Once both teams have looked up all the verses, discuss where they placed each of the verses and what they learned about who God is and what man is like apart from God.

SAY: “The verses we just read, both the verses about God and the verses about man, all point to the truth that **[THE POINT] God is holy.** To say that God is holy is to say that He is perfect. To say that God is holy is to say that God is set apart and separate from the sin of all mankind. God's holiness magnifies our sinfulness. Nothing can be more different or set apart than the holiness of God and the sinfulness of man.”

[Heart to Heart] Read verses like Leviticus 11:45, Leviticus 19:2, Leviticus 20:26 & 1 Peter 1:15. Discuss with the kids in the group how we can be holy. Talk about ways that people try to be holy (obeying laws, doing good things, etc.) and how nothing man can do on His own will make Him holy because at our very nature we are sinful. Let kids know that the next activity will help to make sense of how we can be holy like God is holy.

2. Mind the Gap (Review and Application)

WHAT YOU NEED: Bibles, 1 piece of poster board or art paper, "Bridge Illustration page", markers

Using the piece of art paper and the "bridge illustration" page, draw the illustration one step at a time, all the while reading and discussing the verses that go along with each section of the illustration. Take your time while going through the illustration focusing on the separation between God's holiness and man's sinfulness. Help the kids come to the point of seeing themselves somewhere in the illustration... either separated from God because of their sinfulness or united with God by faith in Jesus' completed work on the cross.

[Heart to Heart] As you go through the illustration keep the truth of the Gospel at the forefront of your discussion. Read 2 Corinthians 5:21 and discuss the verse. Discuss how Jesus took on the sin of the world and died in our place. In older groups, introduce the word imputation using this verse...Jesus took on our sin (or our sin was imputed on Christ) so that we could take on His righteousness (so that His righteousness could be imputed on us).

SAY: "The whole Bible points to one magnificent truth. That truth is that **[THE POINT] God is holy** and because of our sinfulness and rebellion we are all separated from Him and Jesus is the only way that we can be reunited to God."

3. Holy Prayer

WHAT YOU NEED: nothing needed

Spend time in prayer with the kids in your group, using the word holy as a guide for your prayer.

H -Honor God- spend a minute praising God for who He is... God you are... (holy, eternal, etc.)

O -Obey God- give the kids a minute of silence to ask God to teach them to obey Him more.

L -Love Others- voice sentence prayers for others. Let kids pray for people they know. Encourage kids to focus their prayers on praying that people would come to know Jesus.

Y -You- give kids a minute of silence to confess areas of sin in their own lives.

Close the prayer time by praying for the kids in your group that they would discover more of God's holiness as the read and study His Word and that their awareness of God's holiness would lead them to an awareness of their own sinfulness and need of a Savior, which would lead them by faith to Jesus.

4. Finish the Verse (Memory Verse)

WHAT YOU NEED: 1 set of verse pages, Bibles, 1 bean bag or small ball

Remind the kids in the group that we've been learning lots of great verses recently. Ask anyone who has memorized any of the verses to recite them for you.

Display all of the recent verse pages (*these are in the activity page file for each week*) in the small group area and have the group sit in a circle where they can all see all of the verses.

Give the beanbag or small ball to one of the kids in the group. Explain that they'll say the first part (up to half of the verse) of one of the verses and then toss the beanbag to someone else in the group who will say either the next part of the verse or the rest of the verse, tossing the beanbag on to someone else in the group. Each time someone finishes one of the verses, the next person who catches the beanbag will start one of the other verses. The challenge should be to very quickly (and preferably without looking), finish the verse, simply as a review of what they've already learned.

SAY: "All of these verses remind us of BIG truths about God- who He is and what He is like. Over the last few weeks, we've learned that God created the world, God is love, God is eternal, no one can be compared to God and **[THE POINT] God is holy**. Learning Bible verses is a great way to remember Bible truths."

Discussion Questions:

1. *When you think about God's holiness, what thoughts or feelings come up?*
 2. *As we went through the bridge exercise, did you think about where you are in that illustration? Can you share some of the thoughts or questions that you may have from that illustration?*
-

Conclude the session with a review and prayer.



God's Word & God's Own Life as God
HOLY, HOLY, HOLY GOD





Be HOLY
for I am
HOLY





WHO IS LIKE YOU, O
LORD, AMONG THE
GODS?

WHO IS LIKE YOU,
MAJESTIC IN
HOLINESS,
AWESOME IN
GLORIOUS DEEDS,
DOING WONDERS?
EXODUS 15:11

HOLY, HOLY,
HOLY IS THE
LORD OF HOSTS;
THE WHOLE
EARTH IS FULL
OF HIS GLORY!

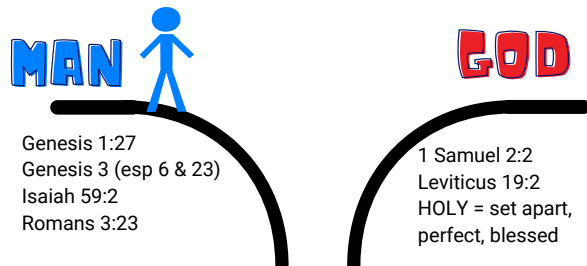
ISAIAH 6:3





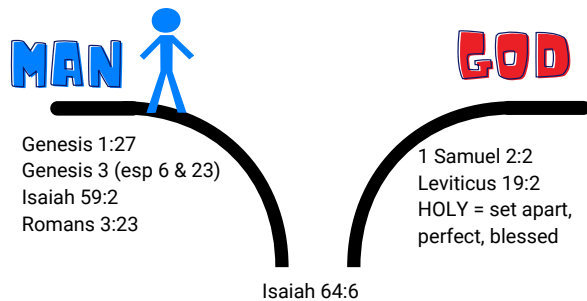
(1) God is Holy

- Draw the 1st part of the illustration
- Define Holy as set apart, perfect, blessed
- Discuss God's holiness and how His holiness sets Him apart from the rest of creation
- Read the verses about God's holiness



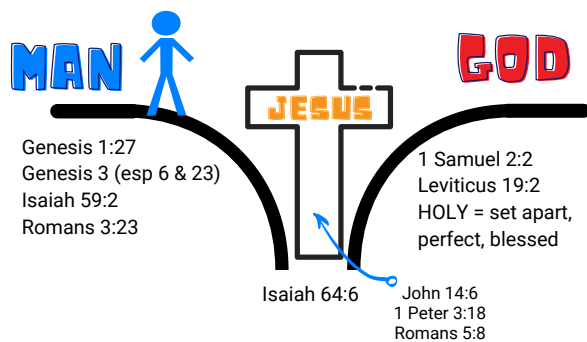
(2) Man is Sinful

- Draw the 2nd part of the illustration
- Read the verses
- Retell the story of the 1st sin and show that sin separates man from God
- Have kids define sin in their own words



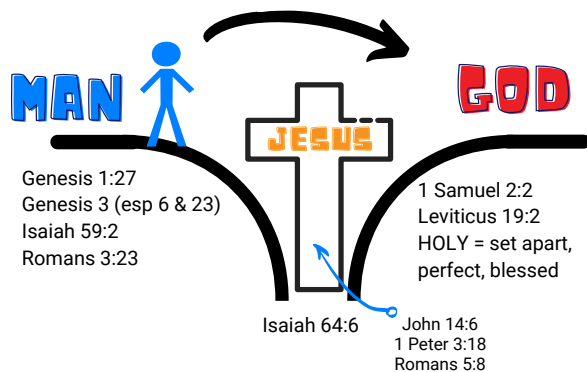
(3) Nothing man does on his own can get him to God

- Read the new verse and discuss things people try to do to get to God - do good, follow the law, etc. (read Romans 3:20)
- Remind kids of the separation from God seen in the Bible - in the temple.



(4) Jesus is the Only Way to God

- Draw the next part of the illustration
- Read the verses and discuss how Jesus is the only one to bridge the gap between God and man
- Discuss how Jesus took the punishment we deserved on the cross so we can now be in a relationship with God



(5) Respond to God

- Draw the rest of the illustration
- Read the remaining verses and discuss how the Bible calls sinners to repent of their sins and believe in Jesus for salvation



3

4

2

SINFULNESS VS. HOLINESS VERSE LIST

- Exodus 3:5
- Joshua 24:19
- Luke 5:32
- 1 Samuel 2:2
- Romans 5:12
- Psalm 77:13
- Proverbs 20:9
- Isaiah 43:15
- Psalm 51:3
- Psalm 99:5
- Romans 3:10-12
- Isaiah 48:17
- Psalm 51:5

SINFULNESS VS. HOLINESS VERSE LIST

- Exodus 3:5
- Joshua 24:19
- Luke 5:32
- 1 Samuel 2:2
- Romans 5:12
- Psalm 77:13
- Proverbs 20:9
- Isaiah 43:15
- Psalm 51:3
- Psalm 99:5
- Romans 3:10-12
- Isaiah 48:17
- Psalm 51:5

WOLLEY

2020

GO

W
H
Z
F
E
F

H
W

Z
A
Z

Holiness vs. Sinfulness

**Exodus
3:5**

Holiness vs. Sinfulness

**Leviticus
19:2**

Holiness vs. Sinfulness

**Joshua
24:19**

Holiness vs. Sinfulness

**1 Samuel
2:2**

Holiness vs. Sinfulness

**Psalms
77:13**

Holiness vs. Sinfulness

**Psalms
99:5**

Holiness vs. Sinfulness

**Isaiah
43:15**

Holiness vs. Sinfulness

**Isaiah
6:3**

Holiness vs. Sinfulness

Isaiah
48:17

Holiness vs. Sinfulness

Ezekiel
39:7

Holiness vs. Sinfulness

Psalms
51:5

Holiness vs. Sinfulness

Romans
3:10-12

Holiness vs. Sinfulness

Psalms
51:3

Holiness vs. Sinfulness

Proverbs
20:9

Holiness vs. Sinfulness

Romans
5:12

Holiness vs. Sinfulness

Luke
5:32



HOLY, HOLY, HOLY GOD

Isaiah 6 teaches us that God is Holy

DAY 1

READ GENESIS 3

Look up the word 'holy' in a dictionary and write the definition.
In the Bible, the word 'holy' basically means to be set apart.
If God is holy, what is He set apart from?
The first time in the Bible where we see evidence of this truth is in Genesis 3.
How do you see God's holiness in this passage?

DAY 2

READ EXODUS 15:1 - 18

This song was sung by the Israelites right after they crossed the sea. Exodus 15:11 is our main verse for the month and it mentions that God is majestic in holiness.
How had God shown Himself to be holy and set apart from the false gods of Egypt?
Make a list of all of the other truths about God that you see in these verses.

DAY 3

READ ISAIAH 6:1 - 8

In this story, Isaiah sees a vision of God. In the vision, there are seraphs (six-winged creatures) flying around the throne of God.
Using the definition of holy as 'set apart,' what were the seraphs saying about God?
Draw a picture of the vision that Isaiah saw and what He learned about God through it.

DAY 4

READ HEBREWS 9:1 - 14 & 22

In these verses, we read about the tabernacle and the most holy place (more in Exodus and Leviticus).
What does the author of Hebrews remind us about that happened once a year in the Old Testament?
What did Jesus do that fulfilled this sacrifice?
What does this passage teach us about the holiness of God?

DAY 5

WRAP UP THE WEEK

Work together as a family to make a model of the tabernacle or temple. Exodus 25-30 will help with some of the details. As you work through the various parts of the project, talk through how the tabernacle was a display of God's holiness and what it meant with the temple curtain tore at Jesus' death (Matthew 27:51).

Memory Verse: for "All flesh is like grass and all its glory like the flower of grass. The grass withers, and the flower falls, but the word of the Lord remains forever." 1 Peter 1:24-25

Challenge Verse: "And one called to another and said: "Holy, holy, holy is the Lord of hosts; the whole earth is full of his glory!" Isaiah 6:3



God's Word & God's Own Life as God **HE CHANGES NOT**

Theme: Big Truths – Unit 1 – God’s Word and God’s Own Life as God

Memory Verse: “for all flesh is like grass and all its glory like the flower of grass. The grass withers, and the flower falls, but the word of the Lord remains forever.” 1 Peter 1:24-25

Challenge Verse: “For I the LORD do not change.” Malachi 3:6a

Bible Story/ Text: God keeps His promise to Abraham – Genesis/ Exodus

The Point: God will never change

Introduction – What Changed? (5-8 minutes)

WHAT YOU NEED: nothing needed

Before the start of large group, play a couple of rounds of “what’s changed?” with the kids in your group. Have the group sit in a circle and send one of the kids away from the group. While the one kid is gone, change something about one of the kids in the group (2 kids swap seats, change shoes, trade nametags, etc.). When they come back to the group, have them try and figure out what’s been changed in the group. Play as long as time allows.

SAY: “People change. Sometimes it’s little things that change, like what we’re wearing or what we look like. Other changes are big...like the difference between being a baby and a grown up, or even a bigger change like going from being a non-Christian, which we all are to begin with, to turning to Jesus and believing in Him alone. As we go to large group, we’re going to be talking a little bit about the changes we make, but we’re mainly going to be talking about the truth that God does not change.”

Take your group to Large Group Time.

Large Group (25-35 minutes)

Welcome

** Before large group choose 2 older girls to assist with your opening illustration*

“Good morning! This morning as we got started, we were talking about how much we change. So, to get us started I want you to get a good look at these 2 girls, then I’m going to send them out with a small group leader to change as many things about themselves as they can in 2 minutes.

(while they’re gone, have kids mention some of the things that were changed in their small groups earlier. When the girls come back in, have them stand in front of the group and have people comment on things they see that have changed. If the girls counted how many things changed, you could tell the group so that they could come up with some ideas. Play until all of the changes have been guessed, or just a minute or so, and then have the girls tell the remaining changes.)

“We all change every day, but this morning we’re going to see that God never changes. **Malachi 3:6** tells us that the Lord does not change.”

Worship Time

“Let’s get started this morning by singing a song that reminds us of some big truths of who God is and what God is like and that reminds us that there is no one like God. Let’s stand up and sing, ‘who is like You?’ As you sing, listen for the truths about God in this song.”

Who is Like You?

“I love that song, because it focuses in on the truth that there is no one like God. It reminds us that there is no one like God in His power and mighty and holiness and majesty and sovereign rule and so many other things. A couple of weeks ago we learned that one way that God is different from us is that God is eternal- God is forever and has no beginning or ending. Let’s stand up and sing a song that reminds us of that truth.”

Forever God

Study God’s Word

Have the kids make the following motion every time you say **God Never Changes- - cross arms over chest and shake their head like saying no.*

“To help us get started talking about God never changing, we could look at so many different places in the Bible because throughout the Bible we see Him as the forever God, the One constant, the Rock of His people. But let’s look at a familiar storyline and see if we can pull out the truth that **God Never Changes**.

Our story starts in **Genesis 15** on a dark night with a guy named Abraham who was confused about a promise God had made to him. You see, God had promised to make Abraham into a great nation and to bless the nations through him, but time had passed, Abraham and his wife Sarah had both grown older and still they had no children. Abraham began to doubt God and His promise.

But God taught Abraham that **He Never Changes** and that He always keeps His Word. God took Abraham outside and told him to look up at the stars and count them if he could and told Abraham that he would have as many descendants as there are stars in the sky. I don't know exactly how many stars that is, but I know that it's more than we could count, and I know that this promise from God had to remind Abraham that **God Never Changes**.

Genesis 15:6 tells us that even though Abraham didn't have any kids yet that he believed the God by faith- he trusted that God would do what he said he would do because he knew that God is faithful and always keeps His promises.

Later in that same conversation with God in **Genesis 15 in verses 13 to 16**, God told Abraham something very specific about what would happen to his children (or descendants) that hadn't even been born yet. Let's read what God said and then we'll fast forward through the story and see if we can truly say that **God Never Changes**.

"Know for certain that your offspring will be sojourners in a land that is not theirs and will be servants there, and they will be afflicted for 400 years. But I will bring judgement on the nation that they serve, and afterward they shall come out with great processions.... and they shall come back here in the fourth generation..."

Ok, try and remember some of the things that God said He would do and let's hit the fast forward button. We could spend the rest of the morning focusing on any one of these stories, but let's try and see the big picture of **God Never Changing**.

I would recommend that this afternoon you talk through a couple of these stories with your parents to see how **God never changes** in each one of them, but fast forward...

(you might want to put a picture of each of these scenes on a screen to show as you go through them, or have someone draw symbols/ pictures/ key words as you go)

- Abraham and Sarah end up having a son named Isaac.
- God tests Abraham's faith and asks him to sacrifice Isaac and then God provides a ram at the last minute to spare Isaac.
- Isaac had 2 sons named Jacob & Esau.
- Jacob has 12 sons.... Are we starting to see lots of descendants?
- The rest of Jacob's sons sell Joseph, one of their brothers, to be a slave in Egypt. Hmm... could this be the foreign land that they would be slaves in?
- Joseph ends up gaining favor in the eyes of the Pharaoh and becomes 2nd in command of all of Egypt. Then, when a famine hits the land of Egypt and the land of Canaan (where Joseph's brothers lived), Joseph is able to rescue His family by providing food for them.
- All of Jacob's family, 70 people in all, move to Egypt. The number of descendants in the foreign land is growing.
- As time passes for the next 400 years.... (Yes, you heard that earlier too) the number of descendants grows, and the new Pharaoh is afraid that they'll take over the land, so he makes them all slaves.
- Hmmm... lots of descendants who are slaves in a foreign land.

- Then, God raises up a leader for His people, a Hebrew man who had been raised in the Pharaoh's own household, a man named Moses.
- God speaks to Moses out of a burning bush and tells him to go back to Egypt and to rescue God's people. God gives Moses His name and tells him to tell the people that "I AM" sent him and that this is the name that He is to be known by forever... hmm.... **A name that never changes** for a God that never changes.
- God also promises Moses that He'll go with Him and that He'll be the one to lead the people.
- Moses goes to Egypt. Through Moses God performs lots of miracles to show the people of Egypt who He is, and finally after God kills the firstborn son in every home that doesn't identify themselves as being God's people, Pharaoh agrees and lets God's people go. But they don't just leave, God tells them to take plunder, jewelry and other stuff, from their neighbors. Hmm... they came out of the land with great possessions.
- God led His people through the desert for 40 years. He provided for them, He taught them, He gave them rules, He instructed them in how to worship Him and how to be set apart (or holy) from the people around them.
- Then, God led His people back into the land He had given Abraham 400+ years earlier.

Throughout this story, we see so many truths about God. We see that God always keeps His promises, He is always faithful, He is the great provider, and He is sovereign or in charge of everything in the whole world. God loves His people, He hears them crying out the Him and rescues them, and so much more! But, through each of these things the great truth that we see is that **God Never Changes**.

As you go to your small groups today, you'll have a chance to see other examples of God never changing. The one thing we should all remember is that God never changes His plan for His people. God's plan from the very beginning was for His people to live in relationship with Him. And throughout the Bible we see proof that God's plan from the very beginning was to send His Son to rescue His people from their sin by dying on the cross in their place. Let's stand and sing a song that reminds us of that truth as we close.

The Gospel Song

Pray

Let's pray.

"Dear God, thank You for giving us your Word so that we can learn about who You are and what you have done. I pray that you would teach us this morning to trust in Your never changing plan for Your people and to understand more about what it means to know You through faith in Jesus. In Jesus name I pray. Amen."

Dismiss kids to small groups.



God's Word & God's Own Life as God **HE CHANGES NOT**

Small Group (30 - 40 minutes)

Younger group – ages 5-8

Before the Session:

- **God Never Changes** - “Who God is”, “What God says he will do” signs, 1 God is Unchanging verse list, Bibles, markers, tape
- **Jesus is the Same Yesterday, Today and Forever** - one “Jesus is the Same Yesterday, Today & Forever” page per kid, pencils, markers and Bibles
- **Find and Act Out the Verse** - one enlarged guess a letter page per group and Bibles
- **Challenge Verse Prayer Toss** – one blank piece of paper, a marker, a Malachi 3:6 verse page and one beanbag

FLASHBACK: Last week we were reminded that God is HOLY. We defined holy as perfect, without sin and set apart. We talked about how God in His holiness is set apart or separated from man because we are all sinners. This reminded us that as sinners we all need to be rescued by Jesus from our sin so that we can be reconciled with God.

1. God Never Changes (Scripture Search)

WHAT YOU NEED: “Who God is”, “What God says he will do” signs, 1 God is Unchanging verse list, Bibles, markers, tape

As kids come in from large group, have them quickly review what they heard about God not changing. Briefly talk through the story and how we see God being faithful to who He is by keeping His promise to Abraham years later as He rescued His people from Egypt. You may want to have kids retell parts of the story in their own words or even act out parts of the story if they’re feeling a little restless.

Then, show the group the 2 signs.... “Who God is” sign and “What God says He will do” sign.

Divide the group into 2 teams and have them sit in lines facing each other and you sit at the heads of the lines. Give one group the “Who God is” sign and give the other group the “What God says he will do sign.” Explain that you’re going to read a verse and they need to decide if the verse tells us something about what God is like or something about what God does. If the verse is about what God is like the group with the “who God is” sign

should stand up and the other group should point at them...and vice versa. *(with younger groups this might take some questions and prompting).*

Read the verses on the verse list one at a time and have the kids decide if the verse tells us something about who God is or something about what God does. Talk about the verses as you go through them.

While you're still in these groups you might want to take the 2 pages and tape them on the wall and have kids name things that you could write on the pages. EX: name things that are "who God is" and name things that God does.... *(for younger groups, you might want to think of things to name and have them decide which paper to write it on... is God made the world something God did or who God is?)*

SAY: "As we've clearly seen this morning, the Bible tells us that **[THE POINT] God will never change.** This truth should remind us that God always loves us and is always faithful and always keeps His promises."

[Heart to Heart] Talk with the kids in your group about how just like God never changes, that the Good News of the Gospel also never changes. Jesus will always be the only One who was sent from heaven to rescue God's people by dying on the cross in their place and He will always be the only way to have a relationship with God. Read Hebrews 13:8, that says that Jesus is the same yesterday, today and forever and that when He said in John 14:6 that He is the only way to God, that is still true today and will always be true. Jesus will always be the only way to know God.

2. Jesus is the Same Yesterday, Today and Forever (Review)

WHAT YOU NEED: one "Jesus is the Same Yesterday, Today & Forever" page per kid, pencils, markers and Bibles

After focusing in on the truth that God never changes, spend a moment reviewing the truths about God that they've been talking about the last couple of weeks. Have the kids remind you what we mean when we say the following:

- God is eternal (God has no beginning and God has no ending)
- God is Holy (God is perfect and God is separate).
- God is unchanging (God will always be the same)

Explain that the three truths we've talked about recently (eternal, holy and unchanging) are just the beginning of the truths that we can learn about who God is and what He is like.

Then, have one of the kids in the group read **Hebrews 13:8** and discuss it as a group. Talk about what it means that Jesus always has been and always will be the same. Talk about how Jesus was there at the very beginning, He came to earth and now He reigns with God, but no matter what He has always been and will always be the same.

Give each kid one of the "Jesus is the Same Yesterday, Today and Forever" pages. With your guidance, kids should draw or write something in each of the squares. You may want them to start with the bottom row and draw/ write things about what they used to be like, what they're like now and what they think they'll be like in the future to illustrate that people change.

Then, lead kids through drawing or writing descriptions of what Jesus was like in the past (on earth- dying on the cross, teaching people, etc.), what He is like now (a king in heaven) and what He will be like in the future (Jesus with His people).

Help kids to see that they can draw the same picture in all 3 pictures since Jesus has always been and always will be the same...he never changes. It would even be good to encourage them to try and make their 3 pictures exactly the same to show that God never changes!

***For non-reader groups-** - even young groups can do this activity with prompting. Be prepared to ask them simple questions and then suggest what they could draw or what word they could copy when you write it... EX... on the bottom row they could write/ draw.... baby.... 5-year-old.... adult and for their 3 squares about Jesus they could just write... Jesus....Jesus.... Jesus.*

SAY: “The Bible clearly tells us that Jesus has always been and always will be the same. What an amazing truth about Jesus that points us back to the truth that **[THE POINT] God will never change.** As things change in our lives, we should remember that God never changes.”

3. Find and Act Out the Verse (Memory Verse)

WHAT YOU NEED: one enlarged guess a letter page per group and Bibles

Explain that our verse for the unit reminds us that as everything around us changes that God’s Word never changes. And, from that truth we can remember that God never changes.

Before reading the verse from the Bible or anyone quotes it, play a game of “guess a letter” with the kids in the group. Get them to guess one letter at a time until the whole verse is filled in. As they guess incorrect letters, write them at the top of the page.

Once they have filled in the verse, have kids look up the verse from their Bibles and read it together.

***For non-reader groups-** - guess a letter doesn’t work too well for non-readers because they don’t really understand the concept of guessing letters. Instead of playing guess a letter, show them the verse page and ask if anyone can read any of the words. Have them point to the words they can read. Then, say the words 2-3 at a time while pointing to the words and have kids repeat after you. Once you’ve read the verse at least once, work together on the motions for the verse.*

Then, work together as a group to learn motions for the verse...

- For all flesh - - point to each other
- is like grass - - wiggle fingers pointing up like grass blowing
- and all its glory - - big smile
- like the flower of grass; - -point to the ground
- the grass withers - - grass motion then close hands
- and the flower falls, - - fall to the ground
- but the Word - - move your hand by your mouth like it’s opening & closing
- of the Lord - - point up
- remains - - march and then stand still

- *forever* - roll your arms in front of you
- 1 Peter 1:24- 25

SAY: “Throughout this morning we’ve been talking about the truth that **[THE POINT] God will never change.** Our verse reminds us that God and His word never change. That is so comforting when everything in the world around us is always changing.

4. Challenge Verse Prayer Toss (Prayer)

WHAT YOU NEED: one blank piece of paper, a marker, a Malachi 3:6 verse page and one beanbag

Have the kids in your group all sit in a circle. As a group, come up with a list of as many things that are true about who God is or what God is like and write them on the blank piece of paper. Place the list of truths and the Malachi 3:6 verse page in the middle of the circle. Explain that you’ll toss the bean bag to someone and they should say a sentence prayer of praise based on something on the list, such as “God I praise you because you are eternal.”

The whole group should respond by all saying Malachi 3:6 (For I the Lord do not change).

Then, toss the beanbag to someone else. Once everyone has had a turn, close in prayer by praising God and praying for the kids in the group that they would learn to know and worship God for who He is in the Bible.

Conclude the session with a review and prayer.



God's Word & God's Own Life as God **HE CHANGES NOT**

Small Group (30 - 40 minutes)

Older group – ages 8-12

Before the Session:

- **God Never Changes** - Who God is", "What God says he will do" signs, 2 God is unchanging verse lists, at least 2 Bibles, markers, tape
- **What is God Like?** - one "What is God Like?" page for every 2-3 kids, 1 set of verse cards per group, Bibles, pencils/ markers, tape
- **Who is Like God?** – one piece of blank paper per kid, pencils, markers & Bibles
- **Pray the Verse** – 1 verse page

FLASHBACK: Last week we were reminded that God is HOLY. We defined holy as perfect, without sin and set apart. We talked about how God in His holiness is set apart or separated from man because we are all sinners. This reminded us that as sinners we all need to be rescued by Jesus from our sin so that we can be reconciled with God.

1. God Never Changes (Scripture Search)

WHAT YOU NEED: Who God is", "What God says he will do" signs, 2 God is unchanging verse lists, at least 2 Bibles, markers, tape

As kids come in from large group, have them quickly review what they heard about God not changing. Briefly talk through the story and how we see God being faithful to who He is by keeping His promise to Abraham years later as He rescued His people from Egypt.

Then, divide the group into two teams. Give one team the "Who God is" sign and the other team the "What God says He will do" sign. Also give each team one of the unchanging God verse lists, at least one Bible and something to write with. Explain that some of the verses talk about ways that God's nature (who He is) doesn't change and some of the verses talk about ways God's purpose & promises (what He says he will do) don't change. Both groups should look up and read all the verses and decide if each verse is about the sign they have or the other group's sign. If it is about their sign, they should write the verse in their own words, or write the main thoughts from the verse on their sign to prepare to share with the other group what they learned about how God never changes.

Once both kids have had a chance to look up all their verses, bring the group back together and have them share with the other team what they learned...how God's character never changes and how God's purposes and promises never change.

Have one of the kids in the group read **Hebrews 13:8** and discuss it as a group. Discuss what it means that Jesus always has been and always will be the same. It may be helpful for the sake of discussion to ask what they were like yesterday, what they are like today and what they will be like tomorrow to establish the fact that people change.

Then, help kids focus on the unchanging character of Jesus. Read **John 1:1-3** as a reminder that Jesus was there in the beginning and has always been the same. If kids try to focus on how he changed in taking on flesh or how He changed as a person from a baby to a man, remind them that this verse is talking about His character. He was everything that is true about God in the beginning. He was everything that is true about God when He was on earth (although His body veiled some of it). And today He is reigning in heaven as everything that is true about God... etc.

SAY: "As we've clearly seen this morning, the Bible assures us that **[THE POINT] God will never change**. This truth should comfort us to know that God always loves and is always faithful and always keeps His promises. At the same time, the truth that God never changes should humble us as we realize that He will never change in regard to His promise to judge the world."

[Heart to Heart] Discuss with the kids in the group the truth that Jesus will return one day to judge the world and that only those who are followers of His will be spared. Talk about how just like God never changes, that the Good News of the Gospel also never changes. Jesus will always be the only one who was sent from heaven to rescue God's people by dying on the cross in their place and the only way to have a relationship with God will always be through Jesus. Ask the kids in your group if they've ever talked to someone from another religion who may have said that maybe at one-point Jesus was the way to God, but now someone else has come along to show us a new way to God. Point them back to the truth of Hebrews 13:8, that Jesus is the same yesterday, today and forever and that when He said in John 14:6 that He is the only way to God, that is still true today and will always be true. Jesus will always be the only way to know God.

2. What is God Like? (Review)

WHAT YOU NEED: one "What is God Like?" page for every 2-3 kids, 1 set of verse cards per group, Bibles, pencils/ markers, tape

Before this activity, tape the verse cards randomly around the group area

After focusing in on the truth that God never changes, spend a moment reviewing the truths about God they've been talking about the last couple of weeks. Have the kids remind you what we mean when we say the following:

- God is eternal (God has no beginning and God has no ending)
- God is Holy (God is perfect and God is separate).

Explain that the three truths we've talked about recently (eternal, holy and unchanging) are just the beginning of the truths that we can learn about who God is and what He is like.

Then, divide the group into teams of 2 or 3 and give each group one “What is God Like?” page, a Bible and something to write with. Explain that one team member at a time will look up one of the verses (on the verse cards) and figure out which trait of God’s character that verse describes and write the verse reference on their team’s page before coming back and sending the next team member out to discover the next truth about who God is and what He is like.

Once all teams have read and matched all of the verses, discuss the different aspects of God’s character with the group and discuss how God is unchanging in each of those traits. His love is unchanging, His faithfulness is unchanging, etc.

SAY: “The Bible introduces us to God by telling us what God is like and what it means to follow Him and finally how a relationship with God is only possible through Jesus. One truth about God that we see throughout the Bible is that **[THE POINT] God will never change** in who He is or what He does.”

3. Who is Like God? (Memory Verse)

WHAT YOU NEED: one piece of blank paper per kid, pencils, markers & Bibles

Explain that our verse for the unit reminds us that as everything around us changes that God’s Word never changes. And, from that truth we can remember that God never changes.

Then, give each of the kids in the group a blank piece of paper and a pencil. Encourage them to think of a simple picture they can draw that illustrates one aspect of who God is... a heart for His love, a crown for His majesty, a cross for the redemption He offers, etc. They should draw the simple drawing with a pencil and then use a marker to write the words of 1 Peter 1:24-25 around the outline of their drawing before erasing the pencil marks.

Once all the kids have finished their drawings, have them show them to the rest of the group and discuss what aspect of God’s character they drew. After everyone has shared their pictures, the whole group should say the verse together. Encourage the group to take their pages home with them and place them somewhere where they’ll see it often and be reminded of the truth of who God is and how He never changes and how there is no one like Him.

SAY: “Throughout this morning we’ve been talking about the truth that **[THE POINT] God will never change**. In each aspect of God’s character that we just discussed; we can be sure that God will never change... He was, He is, and He always will be God.”

4. Pray the Verse (Prayer)

WHAT YOU NEED: one verse page

To finish off the session, give kids a chance to pray sentence prayers of praise or thanksgiving. After each kid prays to praise God for who He is or to thank Him for what He has done, the rest of the group should respond by saying 1 Peter 1:24-25 or Malachi 3:6 together. Once all the kids have had a chance to pray, close the prayer time by leading the group in prayer, praising God for who He is and praying that the kids in your group would

come to know Him more and more each day through His Word and that they would see their need of a Savior and turn to Jesus by faith.


Discussion Questions:

- 1. What is the biggest way that you have changed this year? When you think about the many ways that you have and will change, what difference does it make to you to think about the truth that God never changes.*
 - 2. Read Malachi 3:6 (this week's challenge verse) and talk about stories from the Bible they can think of where God didn't change. Talk about how we see a clear example of this in the story of Jesus' crucifixion. The sin of the world needed to be paid for and the payment was always death.*
-

Conclude the session with a review and prayer.



God's Word & God's Own Life as God
HE CHANGES NOT



**FOR I THE
LORD DO
NOT
CHANGE.
MALACHI
3:6A**





**WHO IS LIKE YOU, O
LORD, AMONG THE
GODS? WHO IS LIKE
YOU, MAJESTIC IN
HOLINESS,
AWESOME IN
GLORIOUS DEEDS,
DOING WONDERS?
EXODUS 15:11**

**WHO
GOD
IS**

**WHAT
GOD
SAYS
HE
WILL
DO**

GOD IS UNCHANGING

Psalm 102:27

Hebrews 1:12

Psalm 33:11

Hebrews 12:8

Malachi 3:6

James 1:17

Numbers 23:19

GOD IS UNCHANGING

Psalm 102:27

Hebrews 1:12

Psalm 33:11

Hebrews 12:8

Malachi 3:6

James 1:17

Numbers 23:19

**JESUS CHRIST IS THE SAME YESTERDAY
AND TODAY AND FOREVER. HEBREWS 13:8**

What was Jesus like yesterday?

What is Jesus like today?

What will Jesus be like in
the future?

What was I like in the past?

What am I like today?

What will I be like in the future?

GUESS A LETTER

-----?

-----?

EXODUS 15:11

WHAT IS GOD LIKE?

God is Love - _____

God is Almighty - _____

God is Holy - _____

God is Eternal - _____

God is Unchangeable - _____

God is Good - _____

God is Righteous - _____

God is Patient - _____

God is Faithful - _____

God is Jealous - _____

God is Sovereign - _____

God is Omniscient - _____
(all knowing)

1 JOHN 4:8

REVELATION
1:8

LEVITICUS
19:2

DEUTERONOMY
33:27

MALACHI 3:6

PSALM 25:8

EZRA 9:15

2 PETER 3:9

DEUTERONOMY
7:9

EXODUS 34:14

DANIEL 5:21

PSALM 139:1-4



HE CHANGES NOT

The books of Genesis and Exodus teach us that God will never change

DAY 1

READ PSALM 102:25 - 27

"God is Go God, and this means that God cannot be less than who He is as God, just as God cannot be other than who He is as God."

What do these verses teach us about who God is and about His unchangeableness?

God never changes in being the perfect God that He is. How is this truth about God comforting for people who trust in God?

DAY 2

READ GENESIS 15

In this passage we see God make a covenant with Abraham and a lot of what God promises Abraham doesn't happen for a very long time. Make a list of God's promises in this passage and ask your mom or dad to help you find their fulfillment in the Bible.

Knowing that God keeps all of these promises, how does that help us understand that God never changes?

DAY 3

READ EXODUS 3:1 - 17

Get a piece of paper and illustrate this story. Pay attention to who said what, what Moses saw, what Moses was thinking, and how God introduced Himself to Moses.

What was the name that God gave Himself?

How long did God say this would be His name?

How does having a forever name help us to understand that God never changes?

DAY 4

READ MALACHI 3:6 & HEBREWS 13:8

What do these 2 verses have in common?

Malachi 3:6 is our challenge verse this week. Work on learning it. A good way to memorize a verse is to put it in lots of places where you'll see it and make up motions. Every time you see the verse, say it with the motions.

DAY 5

WRAP UP THE WEEK

Look back at old family photo albums. For each picture, notice who has changed the most and how they have changed. Each time you see a way that you or someone else in the family has changed, say... "I have changed, but God will never change."

Memory Verse: for "All flesh is like grass and all its glory like the flower of grass. The grass withers, and the flower falls, but the word of the Lord remains forever." 1 Peter 1:24-25

Challenge Verse: "For I the Lord do not change." Malachi 3:6a



God's Word & God's Own Life as God

ALL WISDOM + ALL POWER = GOD

Theme: Big Truths – Unit 1 – God’s Word and God’s Own Life as God

Memory Verse: “for all flesh is like grass and all its glory like the flower of grass. The grass withers, and the flower falls, but the word of the Lord remains forever.” 1 Peter 1:24-25

Challenge Verse: ‘Daniel answered and said: “Blessed be the name of God forever and ever, to whom belong wisdom and might.”’ Daniel 2:20

Bible Story/ Text: Isaac – the promised son – Genesis 15-21

The Point: God is wise and powerful

Introduction – Are You Smarter than Your Neighbor? (5-8 minutes)

WHAT YOU NEED: nothing needed

Before the start of large group, use some basic Bible knowledge trivia questions to quiz the kids in your group. After going through the questions, you may want to challenge kids to share bits of information that they have that they don’t think anyone else in the group would know (Bible trivia or otherwise). Feel free to add to the questions below.

Sample Trivia Questions:

- How many books are there in the Bible? 66
- How many books are in the Old Testament? 39
- How many books are in the New Testament? 27
- Name 6 of Jacob’s sons? Judah, Reuben, Simeon, Levi, Joseph, Benjamin, Issachar, Zebulun, Gad, Asher, Dan & Naphtali
- Who was Mary & Martha’s brother? Lazarus
- What is the longest chapter in the Bible? Psalm 119
- Which writer of books in the Bible was a Doctor? Luke
- Where do you read about the 10 Commandments? Exodus
- What are some of Jesus’ I AM statements in John? Bread of life, life, truth, way, Resurrection & the life, Good Shepherd, the Gate
- What is the last book in the Old Testament? Malachi
- Who followed her mother-in-law back to Israel? Ruth
- Who was the disciple whose name Jesus changed to Peter? Simon

SAY: “Good job showing your knowledge. Looks like you guys have studied hard and you know lots of stuff. I hope that this morning you’ll listen carefully and add to your knowledge a few more things; namely that God is all wise and all powerful.”

Take your group to Large Group Time.

Large Group (25-35 minutes)

Welcome

“Good morning! Ok, who knew all the answers to the little quiz in your small groups as we got started this morning? As much as many of you know, what we can possibly know is nothing compared to what God knows, and of all the things we could know, the most important thing is knowing God- knowing who He is, knowing what He did through Jesus, and actually knowing Him or having a personal relationship with Him through Jesus.”

Worship Time

“Who can tell me what worship is? (pause for responses). One thing we mean when we say worship is that it is a time when we think about and focus on who God is and what God is like. During our worship time this morning, we’re going to sing two songs that are full of truths about God. Focus on the truths about God that you hear in these songs, because I’m going to ask you in a minute what you heard.”

To God be the Glory

“Wow, we heard lots about God in that 1st song. What were some of the truths you heard? Let’s sing the next song and see if you can hear more truth about who God is and what He is like.”

God is G-O-O-D

“What truths can we add about God now?” (pause for responses)

Study God’s Word

“WOW! Those 2 songs reminded us of so many truths about God. Songs about God are such an amazing way to worship Him and learn about who He is at the same time. Let’s review a few of those truths by thinking back over the last few weeks to help us remember who God is. You guys do the motions as we go through each of these.

- **HOLY**- -God is perfect and God is separate
- **ETERNAL**- - God has no beginning and God has no ending
- **UNCHANGING**- - God never changes

If you were here last week, you’ll remember that we fast forwarded through several books in the Bible to see how God doesn’t change in who He is or what He does. We looked at a promise God made to Abraham in **Genesis 15** and then followed that promise all the way to **Joshua 6** when we see the last part of the promise come true. We skipped over lots of great stories and lots of amazing truths about who God is and what God is like, so this morning we’re going to zoom in on one of the stories we skipped over.

Through our story this morning we’re going to see two big truths about God:

1. **God is wise** (fingers on temples/ sides of head) and
2. **God is powerful** (strong arms).

Anytime you hear either of those words this morning, do the motions to remind yourself of who God is and what He is like.

Our story is found in **Genesis 15-21**, but instead of reading it all, let's just sit back and listen to the story. To make sure you know what's going on and who's who, here's what you need to know. Our story is about a man named **Abraham**. I know you all know about him. Abraham was married to a woman named Sarah and they were both old. Oh, and they had never had any kids. God had led them to a new land, and they had followed. God had **promised** to make them into a great nation, and they had believed God.

But the fact still stands that they were old, and they didn't have any kids.

So, on a dark night, God told Abraham to look up at the stars and count them. He told Abraham that he would have as many descendants as there are stars in the sky. Abraham believed God, because He knew that God is **wise** and His plans are perfect, and because he knew that God is **powerful** and can do anything. Abraham believed God by faith.

But the fact still remained that Abraham and Sarah were old and the idea of having children seemed impossible. So, Sarah took things into her own hands instead of waiting for the **wisdom** of God's plan and God's timing. Sarah gave Abraham her maid Hagar to be his wife, thinking that if Hagar had a baby then that baby would get this whole great nation started.

And things worked out according to Sarah's foolish plan. Hagar and Abraham had a son and they named him Ishmael. But because they hadn't waited for God's **wise** plan and hadn't trusted that God was **powerful** enough to do what He said He would do, their plan started falling apart. Sarah began to hate Hagar and they soon all figured out that this wasn't what God had in mind when He said He would make Abraham into a great nation.

In **Genesis 17:16**, talking about Sarah, God said, "I will bless her, and moreover I will give you a son by her. I will bless her, and she shall become nations; kings of peoples shall come from her."

They still didn't know how, but God was showing them that His plan hadn't changed.

Then one day God appeared to Abraham and said that He would return in a year and that Sarah would have a baby. Sarah was inside the tent and heard this and started laughing. She couldn't believe what she was hearing. She was an old lady, how was she going to have a baby?

So, God asked Abraham why Sarah laughed and said, "**Is anything too hard for the Lord?**" (**Genesis 18:14**).

God was reminding them that He is **powerful**; that He can do anything. And he told them that Sarah would indeed have a baby in the next year. This was God's **wise** plan. In His **Wisdom** God told them what would happen and by His **Power** He was going to make it happen.

Genesis 21:1 says, "**The Lord visited Sarah as he had said, and the Lord did to Sarah as He had promised.**" Even though she was an old lady, about 90 years old, and Abraham was an old man, about 100 years old, and it seemed impossible in human terms, Sarah became pregnant and had a son. Isaac was born at exactly the time God had promised a year earlier. God was reminding them that His plan is perfect and **wise**, and He has the **power** to do all that He says He will do.

Through this story we see so many amazing truths about who God is. He is **wise**. He is **powerful**. He is sovereign and in control. He keeps His Word. He is faithful. He has a plan. His plan is perfect. Nothing is impossible for God.

As you go to your small groups, you'll have a chance to talk more about this story and other stories from the Bible that point us to the truths of God being all **wise** and all **powerful**. Most importantly, you'll have a chance to see God's **wisdom** and God's **power** at work in His plan to save His people through Jesus.

Before we go to our small groups, let's stand up and sing a song of praise to Jesus, the mighty Savior, and thank Him for what He did when He died on the cross in our place.

Mighty Mighty Savior

Pray

Let's pray.

"Dear God, thank You for giving us your Word so that we can learn about who You are and what you have done. I pray that this morning you'll help us to make sense of your perfect plan for Your people and to see how in wisdom and power you sent your Son into the world to die on the cross in our place. In Jesus name I pray. Amen."

Dismiss kids to small groups.



God's Word & God's Own Life as God

ALL WISDOM + ALL POWER = GOD

Small Group (30 - 40 minutes)

Younger group – ages 5-8

Before the Session:

- **Define the Terms** - wisdom & power/ omnipotence signs, markers, Bibles
- **What's the Verse?** - Bibles
- **Wisdom or Power** – nothing needed
- **Wisdom and Power Acrostic** – one wisdom acrostic page and one power acrostic page per group, pencils and markers, Bibles

***FLASHBACK:** Last week we were reminded that God never changes. We talked about how everything that's true about God has always been true about God and always will be true about God. We were also reminded that everything that God says (and everything that Jesus said while He was on earth) is always true and always will be true. This helped us to see that Jesus always has been and always will be the only way to be saved.*

1. Define the Terms (Review and Application)

WHAT YOU NEED: wisdom & power signs, markers, Bibles

As the group comes back from large group, show them the wisdom & power signs and have them define the 2 words for you and do the motions they learned in large group for the two truths about God. Write their definitions on the signs as they suggest different things, writing whatever they say without discussion.

Then, give the following definitions.

WISDOM- - Wisdom is knowledge (having lots of facts & information) applied; or knowledge used to bring about something that is good or right or helpful.

OMNIPOTENCE- - having all power, or unlimited power.... being able to do anything.

With older groups (or for your own meditation) -Use the following quote from "Big Truths for Young Hearts" to assist your discussion of God's wisdom.

"Now ask yourself two questions about God.

(1) How much knowledge does God have? Answer: God knows everything that can be known. He knows everything about the past, the present and the future. He knows things exactly as they are, and He is never wrong about anything.

(2) What guides God's use of this perfect knowledge as He makes His plans and carries out His will? Answer: God's own holy and righteous nature guides Him. This means that everything that He decides and every use of His knowledge, will bring about what is completely good and right and best."

Review the motions:

God is Wise (fingers touch temples- sides of head)

God is Powerful (strong arms)

God is Holy (arms spread out as far as you can reach to both sides)

God is eternal (roll arms in front of body)

God never changes (cross arms over chest and shake head no).

Then, have kids either retell the story from large group today in their own words, or have a couple of kids play the parts of God, Abraham, Sarah & Isaac while you, and the rest of the kids, tell them what to do.

In older groups (like 7-8-year olds), you might want to change things up a bit by having one group of kids start acting out or telling the story and then frequently stop them and have them give their part to someone else. This should just be a quick review to help them make sense of the following discussion...or you can work the discussion in while they're working through the story.

Discuss how God's wisdom and power were seen through this story

1. *In God's wisdom He chose Abraham to be the Father of His people.*
2. *In His wisdom He led Abraham to a new land and promised Him as many descendants as there are stars in the sky. This was an amazing display of God's wisdom, but it caused Abraham and Sarah to doubt God and try to figure out how to fulfill His plan on their own.*
3. *But, in God's great power He said, "**Is anything too hard for the Lord?**" (Genesis 18:14) and gave them a baby- Isaac- at just the right time, even though they were old. God showed His power and His wisdom working together.*

For non-reader groups- *To hold the attention of the kids in your group while you discuss God's wisdom and God's power, you might want to give each child a piece of paper and encourage them to draw a picture of either Abraham looking at all the stars or Abraham, Sarah & baby Isaac. With kids this age, their minds are usually most engaged when their hands are busy doing something focused.*

SAY: "The story of Abraham and Sarah and Isaac is just one of many examples in the Bible that teach us that **[THE POINT] God is wise and powerful.** Just as we've seen in other attributes of God- His Holiness, the fact he cannot be changed and His Eternal nature, we see that God is perfect in His wisdom and power. None of us would ever think to promise an old couple with no kids that they would have millions of descendants. It just wouldn't make sense. But God's wisdom is perfect, and His power is complete, and nothing is too hard for Him."

[Heart to Heart] Read 1 Corinthians 1:18-25 and discuss how God's wisdom and power are perfectly displayed through the cross. Talk about how to the outside world (and maybe even to someone in the group) the idea of God becoming a man and dying on a cross to save people is foolishness. It just doesn't make human sense. The

idea that the same man came back to life three days later and then went back to heaven seems insane. These same people think it's crazy that otherwise sane people would follow the teachings of this man and believe that they will live forever with Him. Based on human logic, none of it makes any sense, but God's wisdom is perfect, and He calls people to believe by faith (Hebrews 11:1) that Jesus is the only way to be saved (Ephesians 2:8 & Romans 6:23) and that He has paid the price for their sin. It doesn't make sense, but it's God's wisdom and power in action and it's the only way to real life- eternal life with God.

2. What's the Verse? (Memory Verse)

WHAT YOU NEED: Bibles

Review the motions they've been using for the main theme verse:

- For all flesh - - point to each other
- is like grass - - wiggle fingers pointing up like grass blowing
- and all its glory - - big smile
- like the flower of grass - - point to the ground
- the grass withers - - grass motion then close hands
- and the flower falls - - fall to the ground
- but the Word - - move your hand by your mouth like it's opening & closing
- of the Lord - - point up
- remains - - march and then stand still
- forever - - roll your arms in front of you
- 1 Peter 1:24- 25

Then, learn the motions for this week's challenge verse (Daniel 2:20)

- Blessed be - - wave arms in the air
- The name of God - - point up with one hand
- Forever and ever - - roll arms in front of your body
- To whom belong - - hug self
- wisdom - - touch the sides of your head with your fingers
- and might - - make strong arms
- Daniel 2:20

As you go through both sets of verse motions, make sure that kids say the verse reference at the end of the verse. Give kids a chance to try and say the verses (with or without the motions) on their own. After most of the group has a good grasp on both of the verses, briefly discuss how our main verse for the month tells us that no one is like God and how the challenge verse reminds us that two ways God is unique is His power/might and His wisdom.

Use the verses (and motions) throughout the rest of the lesson as you transition between activities and by the end of the session most of the group will know both of the verses.

SAY: “Our verse for the week clearly reminds us that **[THE POINT] God is wise and powerful.** No one is like God in His wisdom and no one is like God in His power. God is all wise and all powerful and no one compares to Him.”

3. Wisdom or Power (Scripture Search)

WHAT YOU NEED: nothing needed

Have the kids in your group review the motions for wisdom and power. Explain that you’re going to play a game where one kid at a time (or you if your group is non-readers) will read a verse and the rest of the group will decide if that verse tells us about God’s wisdom or His power by doing the motion that they think goes with the verse. Most of them could easily be both since His wisdom and power are so interrelated. On verses where it’s both, ask someone who did the wisdom motion to say why they think it’s wisdom and someone who did the power motion to say why they think it’s power.

Help the kids to see that often what we see is God’s power doing what God’s wisdom planned; so, they work hand in hand.

Verses: Job 12:13, Job 26:12, Psalm 29:4, Psalm 104:24, Psalm 24:8, Proverbs 3:19-20, Jeremiah 51:15, Luke 2:52

SAY: “Throughout the Bible we see evidence of the truth that **[THE POINT] God is wise and powerful.** It’s amazing to see His wisdom and power working together in these verses to help us get a more complete view of who God is and what He is like.”

**** Pause to say both verses with the motions!*

4. Wisdom & Power Acrostic (Prayer)

WHAT YOU NEED: one wisdom acrostic page and one power acrostic page per group, pencils and markers, Bibles

Work together as a group to fill out the acrostic pages. Explain that they’ll need to think of things that are true about God that fit with each of the letters on the acrostic page. They can say either things about who God is, or things that God has done.

Example:

W- worthy OR... W- we should worship Him... OR... W- wise).

To keep kids focused since this is a prayer time, go through the letters one at a time and ask... “can anyone think of something about GOD that starts with the letter W?”

for non-readers- you may need to give the sound of the letter to prompt them

As kids give suggestions for the letters, write them on the page so that the whole group can see them.

Once the pages are finished, spend some time voicing sentence prayers of praise or thanksgiving. Explain that they should call out sentence prayers of praise back and forth across the group. Example... I praise You because You alone are worthy of my praise... or... Thank You God for winning the battle against sin and death on the cross.

for younger groups- you'll need to point to the kid who should say something next and may even need to prompt them.

After everyone has had a chance to voice a sentence prayer, close with a prayer of praise for who God is and thank Him for revealing Himself to us through His Word and pray for the kids that as they spend time reading the Bible this week at home with their families that they would learn more about who God is and what it means to have a relationship with Him through Jesus.

Conclude the session with a review and prayer.



God's Word & God's Own Life as God

ALL WISDOM + ALL POWER = GOD

Small Group (30 - 40 minutes)

Older group – ages 8-12

Before the Session:

- **Define the Terms** - wisdom & omnipotence signs, markers, Bibles
- **Explore God's Wisdom and Power** - one all Wisdom & all Power Verse Chart (enlarged to poster board if possible), markers and Bibles
- **Wisdom and Power Acrostic** – one acrostic page for every 2 kids (1/2 wisdom and 1/2 power), pencils and markers, Bibles
- **Race the Verse** – one set of each of the verse cards, Bibles

FLASHBACK: Last week we were reminded that God never changes. We talked about how everything that's true about God has always been true about God and always will be true about God. We were also reminded that everything that God says (and everything that Jesus said while He was on earth) is always true and always will be true. This helped us to see that Jesus always has been and always will be the only way to be saved.

1. Define the Terms (Review and application)

WHAT YOU NEED: wisdom & omnipotence signs, markers, Bibles

As the group comes back from large group, show them the wisdom & Omnipotence signs and have them define the 2 words for you. Write their definitions on the signs as they suggest different things, writing whatever they say without discussion.

Then, give the following simple definitions.

WISDOM- - Wisdom is knowledge (having lots of facts & information) applied; or knowledge used to bring about something that is good or right or helpful.

OMNIPOTENCE- - having all power, or unlimited power.... being able to do anything.

Use the following quote from "Big Truths for Young Hearts" to assist your discussion of God's wisdom.

"Now ask yourself two questions about God. (1) How much knowledge does God have? Answer: God knows everything that can be known. He knows everything about the past, the present and the future. He knows things exactly as they are, and He is never wrong about anything. (2) What guides God's use of this perfect knowledge

as He makes His plans and carries out His will? Answer: God's own holy and righteous nature guides Him. This means that everything that He decides and every use of His knowledge, will bring about what is completely good and right and best."

Discuss how God's wisdom and power work together using the following questions.

1. What would happen if God had all wisdom, but no power to do what's wise? His wisdom would be pointless. It would be great that He was so wise, but that would be it, nothing would ever happen.
2. What if God was all powerful, but had no wisdom? It would be scary, because His power could be used for things that weren't good or right or wise

Then, look back at the story from **Genesis 15-21** and discuss how God's wisdom and power were seen through this story...

- (1) In God's wisdom He chose Abraham to be the Father of His people.
- (2) In His wisdom He led Abraham to a new land and promised Him as many descendants as there are stars in the sky. This was an amazing display of God's wisdom, but it caused Abraham and Sarah to doubt God and try to figure out how to fulfill His plan on their own.
- (3) But, in God's great power He said, *"Is anything too hard for the Lord?"* (**Genesis 18:14**) and gave them a baby- Isaac- at just the right time, even though they were old. God showed His power and His wisdom working together.

SAY: "The story of Abraham and Sarah and Isaac is just one of many examples in the Bible that teach us that **[THE POINT] God is wise and powerful.** Just as we've seen in other attributes of God- His Holiness, the fact he cannot be changed and His Eternal nature, we see that God is perfect in His wisdom and power. None of us would ever think to promise an old couple with no kids that they would have millions of descendants....it just wouldn't make sense. But God's wisdom is perfect and in His power is complete and nothing is too hard for Him."

[Heart to Heart] Read 1 Corinthians 1:18-25 and discuss how God's wisdom and power are perfectly displayed through the cross. Talk about how to the outside world (and maybe even to some- one in the group) the idea of God becoming a man and dying on a cross to save people is foolish- ness. The idea that the same man came back to life three days later and then ascended back to heaven seems insane. These same people think it's crazy that otherwise sane people would follow the teachings of this man and believe that they will live forever with Him. Based on human logic, none of it makes any sense, but God's wisdom is perfect, and He calls people to believe by faith (Hebrews 11:1) that Jesus is the only way to be saved (Ephesians 2:8 & Romans 6:23) and that He has paid the price for their sin. It doesn't make sense, but it's God's wisdom and power in action and it's the only way to real life- life eternal with God.

2. Explore God's Wisdom and Power (Scripture Search)

WHAT YOU NEED: one all Wisdom & all Power Verse Chart (enlarged to poster board if possible), markers and Bibles

Ages 10+: you may want to do this in groups of 3-5 and then bring the groups back together to discuss. This would give kids a chance to think through the Scripture on their own.

Pull out the verse chart and tape it on the wall in the small group area. Make sure all the kids either have a Bible or can share with someone who has a Bible. Go through the verses one at a time having a volunteer read the scripture and then asking someone else in the group to determine how it shows God's wisdom and how it shows His power.

Once you've worked through all of the verses, ask kids to make some general observations about the wisdom and power of God and how they are tied together. Help kids to see God's power displaying His wisdom, or displaying His love, or being used as a tool to point people to their need of salvation through Jesus. Remind the group of what you discussed in the last activity about what it would be like if God was powerful only and help kids to see how all aspects of God's character work together to make Him God. Help them to see that elevating one aspect of His character above the others takes away from who He is and gives you an incomplete picture of God.

SAY: "Throughout the Bible we see evidence of the truth that **[THE POINT] God is wise and powerful**. It's amazing to see His wisdom and power working together in these verses to help us get a more complete view of who God is and what He is like."

3. Wisdom and Power Acrostic (Prayer)

WHAT YOU NEED: one acrostic page for every 2 kids (1/2 wisdom and 1/2 power), pencils and markers, Bibles

Divide kids into pairs and give each pair an acrostic page. Explain that as a pair they'll think of things that are true about God that fit with each of the letters on the acrostic page. They can write either things about who God is, or things that God has done. (examples... W- worthy of all worship or W- won the battle with sin and death by Jesus dying on the cross)

Have pairs spend a few minutes working on their acrostics and then bring the group back together to voice their acrostics in prayers of praise or thanksgiving. Explain that they should place their pages where they can see them and that kids should call out sentence prayers of praise back and forth across the group.

Example... I praise You because You alone are worthy of my praise... or... Thank You God for winning the battle against sin and death on the cross.

After everyone has had a chance to voice a couple of the things from their acrostics, close with a prayer of praise for who God is and for revealing Himself to us through His Word and pray for the kids that their desire to study the Bible and to learn more of who God is would increase as they think about how God works in wisdom and power.

4. Race the Verse (Memory Verse)

WHAT YOU NEED: one set of each of the verse cards, Bibles

for an added challenge, don't introduce the activity, just divide them into teams, hand them the cards and tell them to put them in order.

Ask if anyone has learned our theme verse (1 Peter 1:24-25) or last week's challenge verse (Malachi 3:6) yet. If so, have them say the verses together.

Introduce this week's challenge verse - Daniel 2:20 - and have the kids repeat the verse after you.

Then, divide the group into 3 teams. Give each group a set of verse word cards and explain that they have all the words for 1 Peter 1:24-25, Malachi 3:6 and Daniel 2:20. On your go signal, teams will race to put all 3 verses in order.

Once all three groups have finished, bring the whole group together and say all three verses together a couple of times. Discuss what the different verses teach us about God's character

SAY: "Our verse for the week clearly reminds us that **[THE POINT]** God is wise and powerful."

Discussion Questions:

- 1. Why is it good that God is both all-powerful and all wise?
What would happen if he was only powerful or only wise?*
 - 2. How does our trust in God depend on Him being both all wise
and all powerful?*
-

Conclude the session with a review and prayer.



God's Word & God's Own Life as God
ALL WISDOM + ALL POWER = GOD



**BLESSED BE THE
NAME OF GOD
FOREVER AND
EVER,
TO WHOM
BELONG
WISDOM AND
MIGHT.
DANIEL 2:20**



**WHO IS LIKE YOU, O
LORD, AMONG THE
GODS? WHO IS LIKE
YOU, MAJESTIC IN
HOLINESS,
AWESOME IN
GLORIOUS DEEDS,
DOING WONDERS?
EXODUS 15:11**

VISIT

POWVE R

OMNIP OENCE

OMNIPOTENCE

POWER

W

I

S

D

O

M

P

O

W

E

R

ALL WISDOM

ALL POWER

How God showed
His wisdom

How God showed
His wisdom

Jeremiah
32:17

Psalm
104:24

Job
39

Genesis
6:7-8, 14-17
7:1, 22-23
8:20-22

John
11:1-6, 14-15,
23-26, 38-44

Blessed

be the
name

of God

forever

and ever,

to whom

belong

wisdom

and
might.

Daniel
2:20

Who is
like you,

O Lord,

among
the

gods?

who is
like you,

majestic in
holiness,

awesome
in

glorious
deeds

working
wonders?

Exodus
15:11

For

I

the

Lord

do

not

change.

Malachi

3:6a



ALL WISDOM + ALL POWER = GOD

Genesis 15-21 teach us that God is wise and powerful

DAY 1

READ GENESIS 18:10-15 & GENESIS 21:1-7

This week we talked about how God is all-wise and all-powerful.

What did God do in these verses that show His wisdom and His power?

God had promised Abraham that he would be the father of a whole nation, but Abraham and Sarah were old and didn't have any children. They didn't have the power on their own to have a baby, so it showed God's power when He gave them a baby. In human wisdom it would make sense to have a baby before you're old, but God's wisdom was to teach them to trust Him and wait for His perfect time and His perfect plan.

Act out this story as a family and thank God for the way He showed His wisdom & power.

DAY 2

READ GENESIS 18:14 AND JEREMIAH 32:17.

According to these verses, what is God capable of?

Make a list of as many examples of God's power as you can think of. (try to find them in the Bible and write the references as well)

DAY 3

READ ISAIAH 6:1-8

In this story, Isaiah sees a vision of God. In the vision, there are seraphs (six-winged creatures) flying around the throne of God.

Using the definition of holy as 'set apart,' what were the seraphs saying about God?

Draw a picture of the vision that Isaiah saw and what He learned about God through it.

DAY 4

READ HEBREWS 9:1-14 & 22

In these verses, we read about the tabernacle and the most holy place (more in Exodus and Leviticus).

What does the author of Hebrews remind us about that happened once a year in the Old Testament?

What did Jesus do that fulfilled this sacrifice?

What does this passage teach us about the holiness of God?

DAY 5

WRAP UP THE WEEK

Work together as a family to make a model of the tabernacle or temple. Exodus 25-30 will help with some of the details. As you work through the various parts of the project, talk through how the tabernacle was a display of God's holiness and what it meant with the temple curtain tore at Jesus' death (Matthew 27:51).

Memory Verse: for "All flesh is like grass and all its glory like the flower of grass. The grass withers, and the flower falls, but the word of the Lord remains forever." 1 Peter 1:24-25

Challenge Verse: "Daniel answered and said: "Blessed be the name of God forever and ever, to whom belong wisdom and might."" Daniel 2:20



God's Word & God's Own Life as God

GOD IS ALL GOOD

Theme: Big Truths – Unit 1 – God’s Word and God’s Own Life as God

Memory Verse: “for all flesh is like grass and all its glory like the flower of grass. The grass withers, and the flower falls, but the word of the Lord remains forever.” 1 Peter 1:24-25

Challenge Verse: “For you are not a God who delights in wickedness; evil may not dwell with you.” Psalm 5:4

Bible Story/ Text: God gives water from a rock – Exodus 17 & Numbers 20

The Point: God is all good

Introduction – Good Behavior (5-8 minutes)

WHAT YOU NEED: nothing needed

Spend a few minutes before large group discussing good behaviors and bad behaviors with the kids in your group. This may be a good time to remind your group of the rules and expectations of your class (for example - respect God and His Word, respect teachers and respect each other). Have kids discuss times when they’ve been good and times when they’ve been bad. Ask kids to tell you how they know when they’re not being good.

SAY: “We all have a good idea of what it means to be good and what it means to be bad. As we go to large group, let’s listen carefully and think about what it means that God is all good and there is nothing in Him that isn’t good.”

Take your group to Large Group Time.

Large Group (25-35 minutes)

Welcome

“Good morning! This morning as we got started, we were talking about right and wrong or good and bad. We also talked about how we know when we’ve done something good and how we know we’ve done something not good.

So, quick review - - thumbs up if this would make you think you did something good and thumbs down if it would tell you that you did something not good.

- a gold star
- a note from your teacher saying that she needs to talk to your mom
- a spanking
- a special treat
- a smiley face
- a big X mark
- getting sent to speak to the principal
- a certificate
- a trophy
- a ribbon
- detention
- time out
- take away privileges
- a new toy

We all know the consequences of doing something good or doing something that is not good, but before we do anything, how do we know if what we’re about to do is right or wrong? **Romans 2** tells us that God has put something inside all people, even those who don’t know the law, that helps them to know right from wrong. So, we know what’s good because our conscience tells us what is good, but we also know what is good because we have the law - specifically we have God’s law that shows us what it means to be holy and set apart. We also know through the law that we are all sinners and that none of us can perfectly follow God’s law. **Romans 3:20** tells us that the law shows us that we need a Savior.”

Worship Time

“As we get started in our worship time this morning, let’s sing a song that reminds us of that truth. Let’s sing a song that reminds us that only Jesus has ever lived a perfect, holy, sinless life, and that reminds us that God alone is sinless.”

Who Can Say?

“What an amazing truth. Jesus lived a perfect life and died as the perfect sacrifice for our sins. Our next song is simple and focusses on one BIG truth about God. It tells us that God is g-o-o-d. God is Good. Let’s sing that truth together.”

God is G-O-O-D

Study God’s Word

*** For the story this morning you need a few helpers and a few props... a boy to be Moses (in costume if you want), a boy to be a rock (with a sign that says rock), 2 water bottles & a staff

Who remembers a couple of weeks ago where we quickly skimmed over lots of the Bible; from God’s promise to Abraham all the way through God leading His people into the Promised Land? Well, this morning we’re going to zoom in on another one of the stories we fast forwarded past and learn another truth about who God is.

So far recently we’ve talked about God being *(have kids do motions with you)* eternal, holy, unchangeable, wise and powerful. This morning, we’re going to focus on the truth of God being **GOOD** and we’re going to see that **good** means a lot more than we think it does when we’re talking about God’s goodness. This morning let’s give 2 thumbs up as our sign for good.

I’ve asked a couple of people to help me this morning, so I’m going to ask them to come up here so I can introduce them. *(Introduce Moses and the rock. Make sure the rock has the bottle of water and Moses has a staff. Have the rock crouch in the middle of the stage area and have Moses stand off to the side).*

Our story starts this morning in **Exodus 17**. God has shown that He is **good** by safely leading His people out of Egypt and away from the Egyptians. He led the people through the Sea, and He’s been **good** to them by giving them food - manna and quail. Wow! He is a **good** God.

But, as they traveled, following God, He led them to a place where there wasn’t any water. So, the Israelites did what they did best, and they started whining and complaining to Moses and begging for water and asking why he led them out into the desert where they and their children and all their animals were going to die of thirst.

Let’s make sure you’re getting this. I need your most whining voice to tell me you’re thirsty... 1, 2, 3.... I’m thirsty!

The people forgot the many ways that God has been **good** to them so far and they whined and complained. So, Moses asked God what he should do, and God told him His plan. God told Moses to walk on ahead of the people and to bring some of the elders with him. God said that He would stand before Moses by the rock.... (pause and make sure the kids heard that- **God would stand before them by the rock**) and that Moses was to strike the rock with the staff and that water would come out of it.

Moses obeyed God. He took some of the elders with him. He went ahead of the people to the rock and he struck the rock *(make sure your Moses is gentle and have him gently strike the rock with his staff)*, and water poured out of the rock *(the rock should hand Moses the bottle of water)*. WOW! God is **good** and He gave water to His people when they were thirsty.

Now, our story moves on to **Numbers 20**. The people are still in the desert and once again God leads them to a place where there is no water. You would think that the people would remember that God is **good** and that He

had provided water before, but once again they whined (*get the kids to whine again*) again and complained to Moses and said it would have been better for them to have died in Egypt than to die of thirst in the desert.

So once again, Moses went and asked God what he should do. God told Moses to take the staff and Aaron and the whole assembly and to go to the rock and to **speak** to the rock and water would flow out of it. Last time God told him to strike the rock, this time He told Moses to speak to the rock.

Moses took the staff and he and Aaron gathered up all of the people and they went to the rock. And Moses raised the staff in his hand and struck the rock twice and water flowed out of it (*have the rock give him water*) and all the people and animals had water to drink. God is **good** and once again He provided water for His people to drink.

Wait a second. What did God tell Moses to do? What did Moses do instead?

Now this is where God's **goodness** really comes into play. God shows Moses that He isn't just **good** because He does **good** things, like giving His people water and rescuing them, but God is **good** and there cannot be anything that isn't **good** in His presence.

God tells Moses that because he disobeyed; because he struck the rock instead of speaking to it; because he didn't obey, he would not be the one who would lead the people into the Promised Land. God was reminding Moses and the people that a big part of His **goodness** is the truth that He is all **good** and there cannot be any evil...or sin.... or disobedience with Him.

And, if we look forward to **Deuteronomy 34**, we see that God keeps His word. Right before it's time for the people to enter the Promised Land, God leads Moses up onto a mountain where he can see the Promised Land and reminds Moses that he cannot enter it because he disobeyed God and there Moses dies.

God in His **goodness** loves and cares for His people. But more importantly, God in His **goodness** reminds us that He is holy and pure and perfect and completely set apart from all sin. Thankfully, as we'll see more in our small groups, God in His **goodness** made a way for us to be forgiven of our sins so that we could live with Him. That way is Jesus. God in His **goodness** sent Jesus as the only way for sinful people to be forgiven of their sins and reconciled to God.

Only Jesus

Pray

Let's pray.

"Dear God, thank You for giving us your Word so that we can learn about who You are and what you have done. I pray that this morning you'll teach us more about your goodness and how out of Your goodness You sent Jesus to earth as the way for us to be forgiven of our sins and be made able to stand in Your perfect, holy and good presence. In Jesus name I pray. Amen."

Dismiss kids to small groups.



God's Word & God's Own Life as God

GOD IS ALL GOOD

Small Group (30 - 40 minutes)

Younger group – ages 5-8

Before the Session:

- **A Rock, a Stick, Water and a Very Good God** - a set of story pictures (and/ or some props... a rock, a stick, a bottle of water, some honey, etc.) and Bibles
- **God Cannot Dwell with Evil** - 1 house verse page per kid, Bibles and something to write with
- **Pictures of God's Goodness** - one set of God's Goodness puzzles (5 pictures with verse references copied on the backs and cut into 8-10 pieces per puzzle), clear tape and Bibles
- **God is so Good** – nothing needed

FLASHBACK: Last week we were reminded that God never changes. We talked about how everything that's true about God has always been true about God and always will be true about God. We were also reminded that everything that God says (and everything that Jesus said while He was on earth) is always true and always will be true. This helped us to see that Jesus always has been and always will be the only way to be saved.

1. A Rock, A Sick, Water and a VERY Good God (Review and Application)

WHAT YOU NEED: a set of story pictures (and/ or some props... a rock, a stick, a bottle of water, some honey, etc.) and Bibles

As kids come back from large group, explain that they're going to take some time to review the story that they heard in large group and add a twist to the story to help them understand even more of what it means that God is all good.

Hand out the story cards (distribute evenly among the kids in the group) and have the kids help you retell the story using their story cards. Use the story card explanation page to help you make sense of the cards and know how and when to fit the cards into the story. Let kids tell the story as they heard it and as they remember it and then clarify any confusion they may have as they review the story. As you go through and retell the story, look back at these Scriptures and make sure you hit the following high points.

1. Exodus 17:1-7 - God shows His goodness by providing water for the people

2. Numbers 20:1-13- God showed His goodness again by providing water for the people, but also showed that because He is all good, he requires complete obedience, and that disobedience must be punished.
3. Deuteronomy 34- God showed His goodness by following through with His punishment of Moses, reminding the people of Israel that because of His goodness He cannot be in the presence of anything that is not good.

Discuss these truths with the kids in your group for a few minutes. Make sure they are clear on the truths before moving on....

- (1) God is good and provided water to meet the physical needs of His people, and
- (2) God in His goodness cannot dwell with evil (disobedience/ sin- **-Psalm 5:4**).

[HEART TO HEART] Then, have one of the kids in the group read John 4:1-14 & 42 (or you can tell the story in your own words). Discuss the passage in light of the truths that the kids just discovered about God's goodness.

- God is good and sent Jesus as the Living Water to meet the spiritual needs of His people...the need for forgiveness of sin, the need for reconciliation with God, the need for salvation, and
- God is good and cannot dwell with His people because of their great sin, so God sent Jesus (John 3:16, Romans 5:8) to be the way (John 14:6) for sinful people to be reconciled with God, so that we can live forever with Him. Help the kids in your group to see that life without Jesus is like the people wandering in the desert without water- its hopeless, but that God in His goodness has met our greatest need through Jesus.

Even non-reader groups can do this activity. It would also be helpful in the younger classes, to ask over and how God showed that He is good.

SAY: "If you asked anyone on the street, they would agree with you that God is good, but very few people would understand what we mean when we say that **[THE POINT] God is all good**. God is all good and in Him there can be no sin. God is all good and He requires complete obedience. On our own there is no way we can obey this perfect, Holy and all Good God, but in His goodness, He sent His Son into the world to rescue His people, to meet their biggest need and to bring them into a right relationship with Him."

2. God Cannot Dwell with Evil (Memory Verse)

WHAT YOU NEED: 1 house verse page per kid, Bibles and something to write with

Explain that this is the last week of the unit, so this morning we're going to work on our challenge verse for the week.

Remind them how we've been talking for several weeks about how no one is like God. No one is like Him in His holiness, no one is like Him in His unchangeability and now today, no one is like Him in His goodness. The Bible clearly teaches us in **Romans 3:10-12, 23** that everyone has sinned. In fact, verse 12 says, "no one does good, not even one." No one except God is good...no one is like Him in His goodness.

With non-readers- help all of the kids to find the verse in their Bibles. Show them that Psalms is in the middle of the Bible and explain that it's full of songs and prayers written by David and others about God. Then, show the verse page and point to the words on the verse page as you read the verse to the kids. Have kids repeat certain words after you.

Have one of the kids in the group read this week's challenge verse... **Psalm 5:4**. Discuss what the verse means. Talk about who the wicked are and what evil is. Help kids to see that evil isn't just murderers or bad guys in movies, but that evil is anyone who is not following Jesus, anyone who has not repented of their sin and turned to Jesus by faith believing that He is the only way to be saved.

[HEART TO HEART] Discuss and define the word repentance. Make sure that the kids in your group understand that repentance means turning your back on your sin and the things of the world and turning toward God. Ask kids to try and face two opposite directions at once and help them to see the impossibility and how turning to God in repentance means turning your back on sin. Remind them that the verse tells us that God cannot dwell with evil. But, in John 1:14 & 3:16 we read that God became flesh (Jesus) and made His dwelling among us, so that sinners who turn to Jesus in repentance would be saved.

Then, hand out the house verse pages. Explain that the house is to remind us that God cannot live with sin. Encourage kids to write "God" inside the house and write "sin" outside of the house. Talk about how God is separate from sin because God is perfect and holy and all GOOD and cannot have sin in His presence. Remind the kids again how Jesus came so that we could be forgiven of our sin and dwell (or live) with God. Encourage kids to fill in the blanks in the verse at the bottom of the page.

If kids seem interested at this point, this would be a good time to talk about the various ways that God separated His people from Himself because of sin; kicking them out of the garden, and the veil/ curtain in the tabernacle/ temple. Remind them that this separation between God and His people ended when Jesus died on the cross in our place.

SAY: "Our challenge verse for the week reminds us that **[THE POINT]** God is all good and that there can be no evil in Him. Thankfully, in God's goodness He cares for His people and meets our needs, especially our need for forgiveness and salvation, and He did that by sending Jesus to rescue His people."

3. Pictures of God's Goodness (Scripture Search)

WHAT YOU NEED: one set of God's Goodness puzzles (5 pictures with verse references copied on the backs and cut into 8-10 pieces per puzzle), clear tape and Bibles

Explain to the group that the Bible is full of examples of God's goodness and His hatred for sin, and that they're going to work together to uncover some of these verses that talk about God being good. Divide the group into 5 teams/ pairs and give each team a verse puzzle. If your group is small, you can work on 1 or 2 puzzles at a time.

Encourage the group to work together to put the puzzle together. Once they've put the picture together, they should tape the pieces together so that they can turn the whole thing over to read the verse on the back.

**** With ages 5-6** - you may want to do each puzzle individually as a whole group instead of dividing them up to work on the puzzles.

Once all of the groups have put their puzzles together, bring the whole group together to read and discuss the verses together as a group. Talk about how these verses point to God's goodness and what it means that God is all good. Discuss how God is a refuge, or why He is the only One we should praise in light of Him being good. As you discuss God's goodness, make sure not to focus just on God doing good things for His people, but also to focus on God being completely separate from sin, thereby pointing to our need for salvation.

SAY: "Each of these verses points to the truth that **[THE POINT] God is all good** and there is nothing in Him that is not good. Because God is all good, He is the only one who deserves all of our praise and worship. Let's do that now."

4. God is so Good (Prayer)

WHAT YOU NEED: nothing needed

Ask your group if they remember the familiar song "God is so Good" (you can listen to it online if you aren't familiar). The words are simple (God is so good, God is so good, God is so good, He's so good to me).

Explain that even though it's a simple song it's a great reminder of the truth of who God is and what God does and reminds us that we should respond to Him in praise. Tell the kids that you'll sing the song and then point to one of them to say a sentence prayer of praise, praising God for something He has done for them or in general for all of His people. Examples: He gave me a family who love me, He sent Jesus to die for me, He cares for His people, He meets all my needs, etc.

Continue singing the song and pointing to kids, then singing and pointing until all of the kids in the group have had a chance to praise God.

Close by praying for the kids in your group that they would see their own sinfulness in light of God's goodness and that they would turn to Jesus in repentance.

In rooms where there are more than one group, you may want to do this all together, or all at the same time because of the noise level.

Conclude the session with a review and prayer.



God's Word & God's Own Life as God

GOD IS ALL GOOD

Small Group (30 - 40 minutes)

Older group – ages 8-12

Before the Session:

- **God's Goodness in Three Acts** - one set of "Can you tell me about God's Goodness" pages, Bibles and something to write with
- **Separation and Repentance** - 1 verse page and 1 bean bag for every 3-4 kids (or at least 2), Bibles
- **God is Good – All the Time** – one set of "God is Good" matching cards for every 2-5 kids, Bibles... optional prizes
- **God is So Good** – nothing needed

FLASHBACK: Last week we were reminded that God never changes. We talked about how everything that's true about God has always been true about God and always will be true about God. We were also reminded that everything that God says (and everything that Jesus said while He was on earth) is always true and always will be true. This helped us to see that Jesus always has been and always will be the only way to be saved.

1. God's Goodness in Three Acts (Review and application)

WHAT YOU NEED: one set of "Can you tell me about God's Goodness" pages, Bibles and something to write with

As kids come back from large group, explain that they're going to take some time to review the story that they heard in large group and add a twist to the story to help them understand even more of what it means that God is all good. Divide the group into 3 smaller groups (pairs/ individuals). Give each group one of the questionnaire pages, at least one Bible and something to write with.

Explain that as a group they should read the verses on their pages and answer the questions and be prepared to share their portion of the story with the whole group. Give kids a couple of minutes to work and then bring them back together to share what they discovered. Review the story using the following points:

- **Exodus 17:1-7** - God shows His goodness by providing water for the people

- **Numbers 20:1-13** - God showed His goodness again by providing water for the people, but also showed that because He is all good, He requires complete obedience, and that disobedience must be punished
- **Deuteronomy 34** - God shows His goodness by following through with His punishment of Moses, reminding the people of Israel that because of His goodness He cannot be in the presence of anything that is not good.

Discuss these truths with the kids in your group for a few minutes. Make sure they are clear on two truths before moving on....

- (1) God is good and provided water to meet the physical needs of His people, and
- (2) God in His goodness cannot dwell with evil (disobedience/ sin- -Psalm 5:4).

[HEART TO HEART] Then, have one of the kids in the group read John 4:1-14 & 42. Discuss the passage in light of the truths that the kids just discovered about God's goodness.

- (1) God is good and sent Jesus as the Living Water to meet the spiritual needs of His people...the need for forgiveness of sin, the need for reconciliation with God, the need for salvation, and
- (2) God is good and cannot dwell with His people because of their great sin, so God sent Jesus (John 3:16, Romans 5:8) to be the way (John 14:6) for sinful people to be reconciled with God, so that we can live forever with Him. Help the kids in your group to see that life without Jesus is like the people wandering in the desert without water; hopeless. But that God in His goodness has met our greatest need through Jesus.

SAY: "If you asked anyone on the street, they would agree with you that God is good, but very few people would understand what we mean when we say that [THE POINT] **God is all good**. God is all good and in Him there can be no sin. God is all good and He requires complete obedience. On our own there is no way we can obey this perfect, Holy and ALL GOOD God. But in His goodness, He sent His Son into the world to rescue His people, to meet their biggest need and to bring them into a right relationship with Him."

2. Separation and Repentance (Memory Verse)

WHAT YOU NEED: 1 verse page and 1 bean bag for every 3-4 kids (or at least 2 per group), Bibles

Explain that since it's the last week of the series, you're going to work on the challenge verse instead this week.

Remind them how we've been talking for several weeks about how no one is like God...no one is like Him in His holiness, no one is like Him in His unchangeability and now today, no one is like Him in His Goodness.

The Bible clearly teaches us in **Romans 3:10-12, 23** that everyone has sinned. In fact, verse 12 says, "no one does good, not even one." No one except God is good...no one is like Him in His goodness.

Have one of the kids in the group read this week's challenge verse... Psalm 5:4. Discuss what the verse means.

Talk about who the wicked are and what evil is. Help kids to see that evil isn't just mass murderers or bad guys in movies, but that evil is anyone who is not following Jesus, anyone who has not repented of their sin and turned to Jesus by faith believing that He is the only way to be saved.

Discuss and define the word **repentance**. Make sure that the kids in your group understand that repentance means *turning your back on your sin and the things of the world and turning toward God*. Ask kids to try and face

two opposite directions at once and help them to see the impossibility and how turning to God in repentance necessarily means turning your back on sin. Remind them that the verse tells us that God cannot dwell with evil. But, in **John 1:14 & 3:16** we read that God became flesh (Jesus) and made His dwelling among us, so that sinners who turn to Jesus in repentance would be saved.

Divide your group into as many groups as you have bean bags. Give each group a verse page. Have groups sit or stand in a circle and toss the bean bag back and forth across the circle while saying the verse one word at a time. Have groups race against each other trying to get faster and faster at saying the verse.

SAY: “Our challenge verse for the week reminds us that **[THE POINT] God is all good** and that there can be no evil in Him. Thankfully, in God’s goodness He cares for His people and meets our needs, especially our need for forgiveness and salvation.”

3. God is Good – All the Time (Scripture Search)

WHAT YOU NEED: one set of “God is Good” matching cards for every 2-5 kids, Bibles... optional prizes

Explain to the group that the Bible is full of examples of God’s goodness and His hatred for sin, and that they’re going to play a game to help them uncover some verses about God’s goodness. You might also want to point out that there will be a prize for the winners of the game (if you choose to have prizes).

Divide the group into groups of about 2-5. Explain that they should mix up the cards and place them all face down on the floor in rows and play a simple matching game. Kids will take turns turning over two cards at a time and seeing if they are a match. A match would be the reference for a verse and the verse written out. They’ll need to use their Bibles to look up the verse references each time to determine if they have made a match. Play until all of the matches have been made. The winner is the player who makes the most matches.

Once groups have all finished their matching games, bring the groups together and take a couple of minutes to discuss the various verses and what they teach us about God and His goodness. You’ll need to be prepared by choosing which verses to discuss and thinking through what to say about them.

SAY: “Each of these verses points to the truth that **[THE POINT] God is all good** and there is nothing in Him that is not good.”

4. God is so Good (Prayer)

WHAT YOU NEED: nothing needed

Ask your group if they remember the familiar song “God is so Good” (you can listen to it online if not familiar). The words are simple – *God is so good, God is so good, God is so good, He’s so good to me.*

Explain that even though it’s a simple song, it’s a great reminder of the truth of who God is and what God does and reminds us that we should respond to Him in praise.

Tell the kids that as a group you'll sing the song (God is so good, God is so good, God is so good, He's so good to me) and then point to one of them to say a sentence prayer of praise, praising God for something He has done for them or in general for all of His people.

Examples: He gave me a family who love me, He sent Jesus to die for me, He cares for His people, He meets all my needs, etc.

Continue singing the song and pointing to kids, then singing and pointing until all of the kids in the group have had a chance to praise God.

Close by praying for the kids in your group that they would see their own sinfulness in light of God's goodness and that they would turn to Jesus in repentance.

In rooms where there are more than one group, you may want to do this all together, or all at the same time because of the noise level.

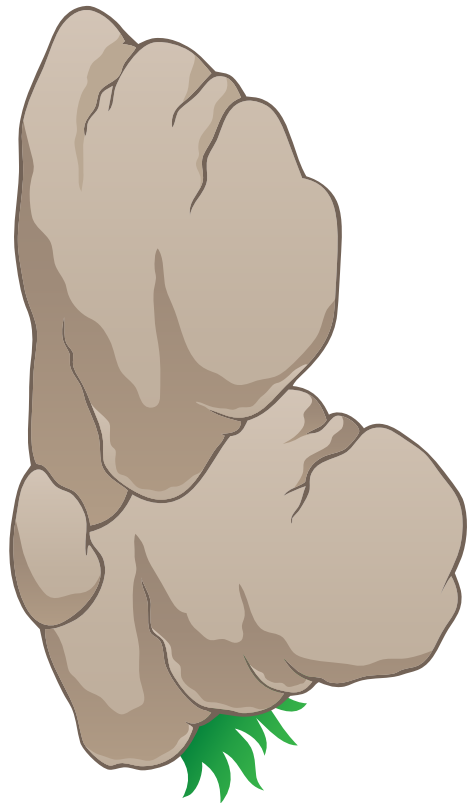
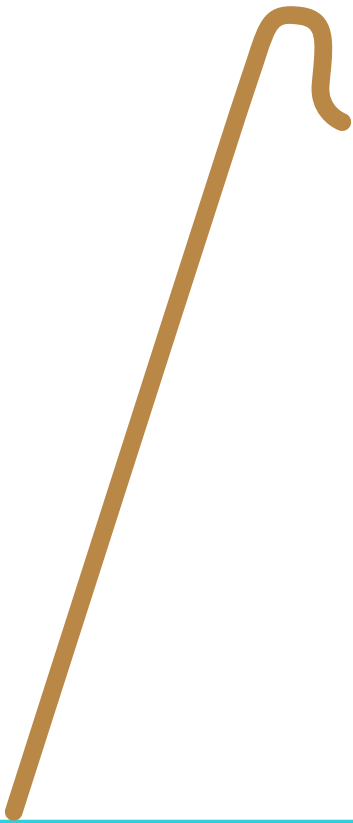
Discussion Questions:

- 1. How is God's goodness different from any goodness that we may show? Is there anyone on earth who is truly good? Why or why not?*
 - 2. If no one is good apart from God, how can we be made good enough to be in God's presence?*
-

Conclude the session with a review and prayer



God's Word & God's Own Life as God
GOD IS ALL GOOD



No

Thirsty




Speak to
the rock



Story Card Explanations:

- Moses– God told Moses how to give the people water
- Thirsty/ desert – God led the people through the desert. The people were thirsty in the desert and asked Moses for water
- Staff– God told Moses to use his staff to hit the rock... the 2nd time Moses was to speak to the rock, but he hit it instead
- Speak to the rock– reminder that the 2nd time Moses was to speak to the rock
- Rock– water came out of the rock
- Water- God gave His people water from the rock twice
- Honey– representing the promised land that Moses wouldn't be able to enter because of his disobedience
- No - represents Moses being told that he will not enter the promised land



For _____ are not a _____ who
_____ in wickedness;
_____ may not _____ with you.

Psalm 5:4




Psalm

34:8



Psalm

100:5



Psalm

135:3




Psalm

145:9



Nahum

1:7



For you
are not
a God who
delights in
wickedness;
evil may
not dwell
with you.
Psalm 5:4

Can you tell me about God's Goodness?

READ Exodus 17:1-7

Tell the story in your own words

What does God tell Moses to do?

Where does God say He will be during this whole thing?

What do the people question about God in this story?

How does God show that He is good in this story?

Can you tell me about God's Goodness?

READ Deuteronomy 34

Tell the story in your own words

Did Moses get to the Promised Land?

Where did Moses die?

How does God show that He is good in this story? (based on the Numbers 20 story)

Can you tell me about God's Goodness?

READ Numbers 20:1-13

Tell the story in your own words

What does God tell Moses to do?

What does Moses do instead?

What is God's response to Moses?

What do the people question about God in this story?

How does God show that He is good in this story?

Psalm 34:8

Oh, taste and
see that the
Lord is good!
Blessed is the
man who takes
refuge in him!

Psalm 100:5

For the Lord is
good; his
steadfast love
endures forever,
and his
faithfulness to
all generations.

Psalm 135:3

Praise the Lord,
for the Lord is
good; sing to his
name, for it is
pleasant!

Psalm 145:9

The Lord is
good to all,
and his mercy
is over all that
he has made.

Nahum 1:7

The Lord is good,
a stronghold in
the day of
trouble; he knows
those who take
refuge in him.

Isaiah 63:7

I will recount the steadfast
love of the Lord,
the praises of the Lord,
according to all that the
Lord has granted us, and
the great goodness to the
house of Israel that he has
granted them according to
his compassion, according
to the abundance of his
steadfast love.

1
Chronicles
16:34

Oh give thanks
to the Lord, for
he is good;
for his
steadfast love
endures forever!

Psalms
25:8

Good and upright
is the Lord;
therefore he
instructs sinners
in the way.



GOD IS ALL GOOD

Exodus 17 & Numbers 20 teach us that God is all good.

DAY 1

READ EXODUS 17:1-7 & NUMBERS 20:1-13

These were our main passages for the week. How does God show His goodness to His people in these 2 stories? What is the difference between the 2 stories? Was God good simply because He provided water? After Numbers 20, God punishes Moses for disobedience. How does God show His goodness in punishing Moses? We need to remember that God's goodness is one of the reasons He has to punish sin and the reason He sent Jesus to take the punishment for us.

DAY 2

READ PSALM 5:4 & PSALM 119:68

God is good all the time!

This is a very simple statement, but something that can only ever be said about God.

What do these verses teach us about who God is and what He is like?

Make a poster describing the truth that God is GOOD using what you learn in these 2 verses.

DAY 3

READ EPHESIANS 2:1-9

Part of God's goodness is the goodness and mercy that He shows to His people.

What was the ultimate example of God's goodness?

What makes this so good?

DAY 4

GOD AND HIS RELATIONSHIP TO HIS PEOPLE

Read the following verses about God's goodness & write (on a blank piece of paper) what they teach you about God and His relationship to His people.

Psalms 34:8, Psalm 100:5, Psalm 135:3, Psalm 145:9, Nahum 1:7, Isaiah 63:7, 1 Chronicles 16:34, Psalm 25:8

DAY 5

WRAP UP THE WEEK

Work together as a family to act out the 2 stories of God providing water from a rock. Then, read John 4:1-15 and talk about how the ultimate example of God's goodness is that He provided His Son to come and die on the cross in our place so that we could live forever with Him.

Memory Verse: for "All flesh is like grass and all its glory like the flower of grass. The grass withers, and the flower falls, but the word of the Lord remains forever." 1 Peter 1:24-25

Challenge Verse: "For you are not a God who delights in wickedness; evil may not dwell with you." Psalm 5:4